




Nelson·Tremain Partnership
ARCHITECTURE AND DESIGN FOR AGING

125 Southeast Main Street, Suite 245
Minneapolis, Minnesota 55414
Ph: 612-331-7178 Fax: 612-331-8255
Web: www.ntp.cc
©2013 Nelson·Tremain Partnership, P.A.

FAI 27-048
MINNEAPOLIS 100 BED
REPLACEMENT PROJECT
MINNEAPOLIS, MN

Sheet Title: **West Perspective**

Date:
Sheet Number:



Area 1: West patio
and hillside



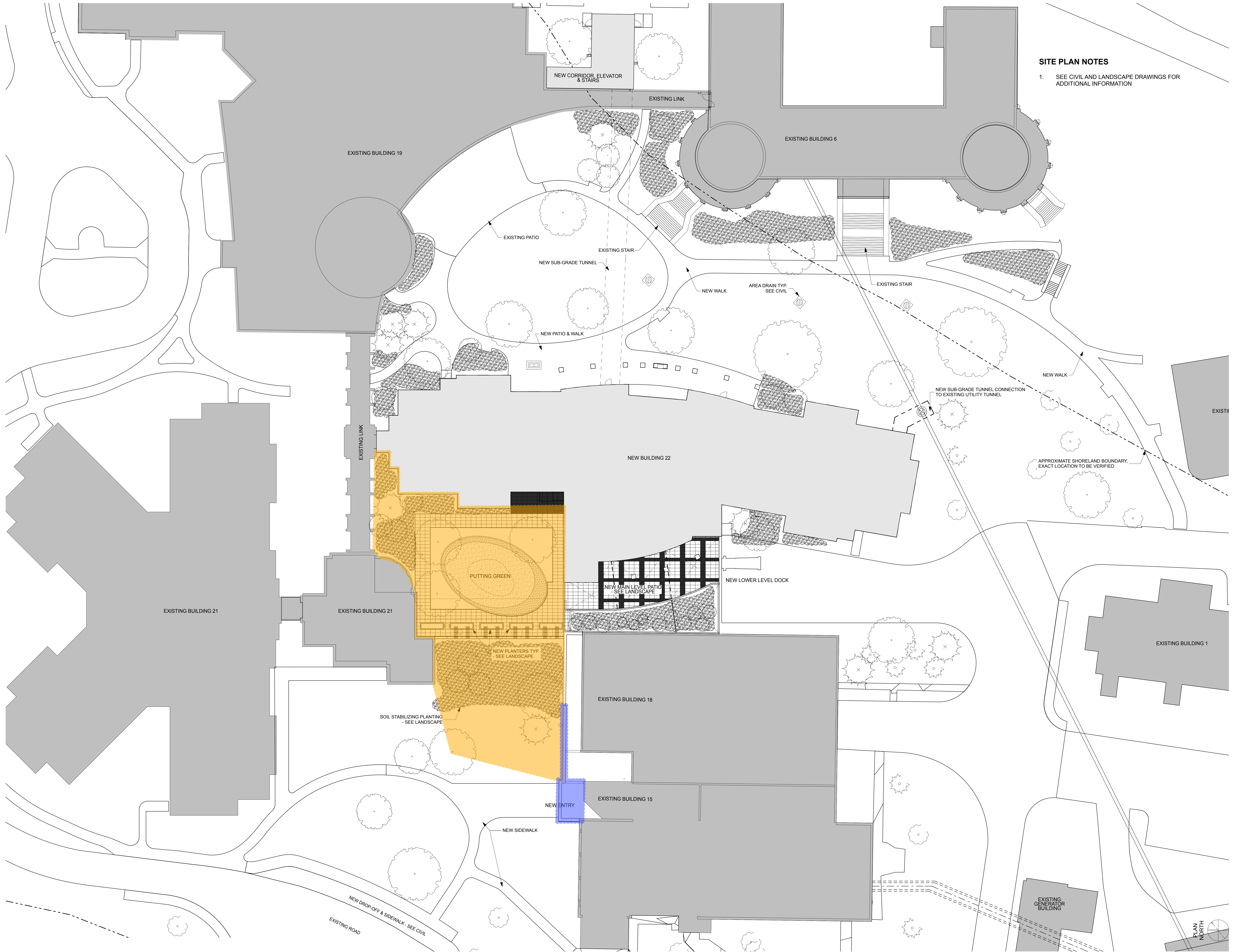
Nelson·Tremain Partnership
ARCHITECTURE AND DESIGN FOR AGING

125 Southeast Main Street, Suite 245
Minneapolis, Minnesota 55414
Ph: 612-331-7178 Fax: 612-331-8255
Web: www.ntp.cc
©2013 Nelson·Tremain Partnership, P.A.

FAI 27-048
MINNEAPOLIS 100 BED
REPLACEMENT PROJECT
MINNEAPOLIS, MN

Sheet Title:
Southwest Perspective

Date:
Sheet Number:



SITE PLAN NOTES
1. SEE CIVIL AND LANDSCAPE DRAWINGS FOR ADDITIONAL INFORMATION

Nelson-Tremain Partnership
ARCHITECTURE AND DESIGN FOR AGING
125 Southeast Main Street, Suite 245
Minneapolis, Minnesota 55414
Telephone (612) 331-7178
Fax (612) 331-8255

Consultant

Certification:

I HEREBY CERTIFY THAT THIS PLAN, SPECIFICATION, OR REPORT WAS PREPARED BY ME OR UNDER MY DIRECT SUPERVISION AND THAT I AM A DULY LICENSED ARCHITECT UNDER THE LAWS OF THE STATE OF MINNESOTA.

ARCHITECT: GAUIS G. NELSON

LICENSE NO.: 15890

DATE: JANUARY 22, 2015

SIGNATURE:

Owner:



Minnesota Department of Veterans Affairs

100% Construction Documents BID SET

January 22, 2015

Project:
FAI 27-048
MINNEAPOLIS 100 BED REPLACEMENT PROJECT

FEDERAL GRANT PROJECT
FAI 27-048
STATE OF MN RECS PROJECT #75MP0037
5101 Minnehaha Avenue South
Minneapolis, MN 55417

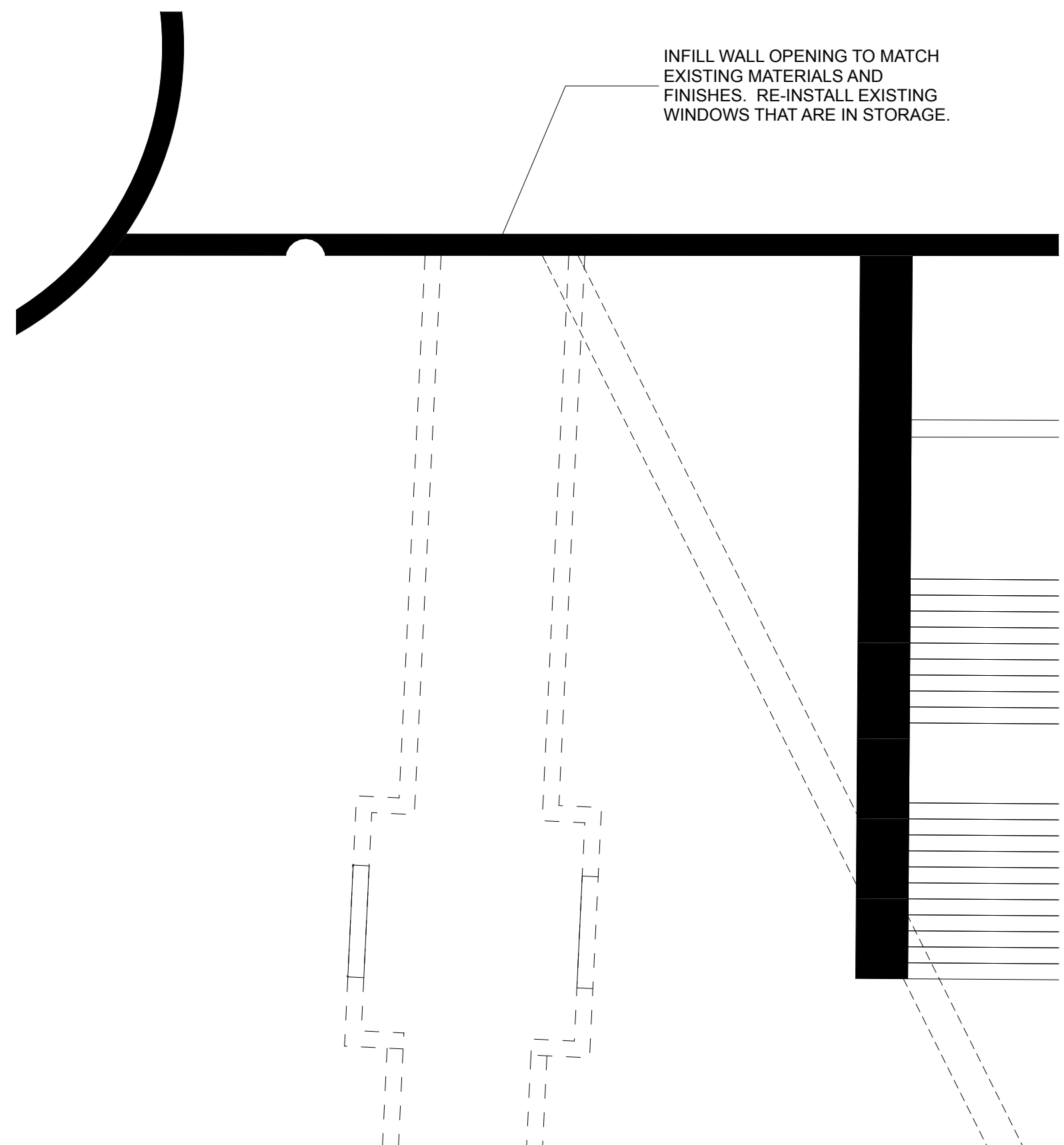
| Issues: |
|---------|
| |
| |
| |
| |
| |
| |
| |
| |

Sheet Title:
ARCHITECTURAL SITE PLAN

Sheet Number:

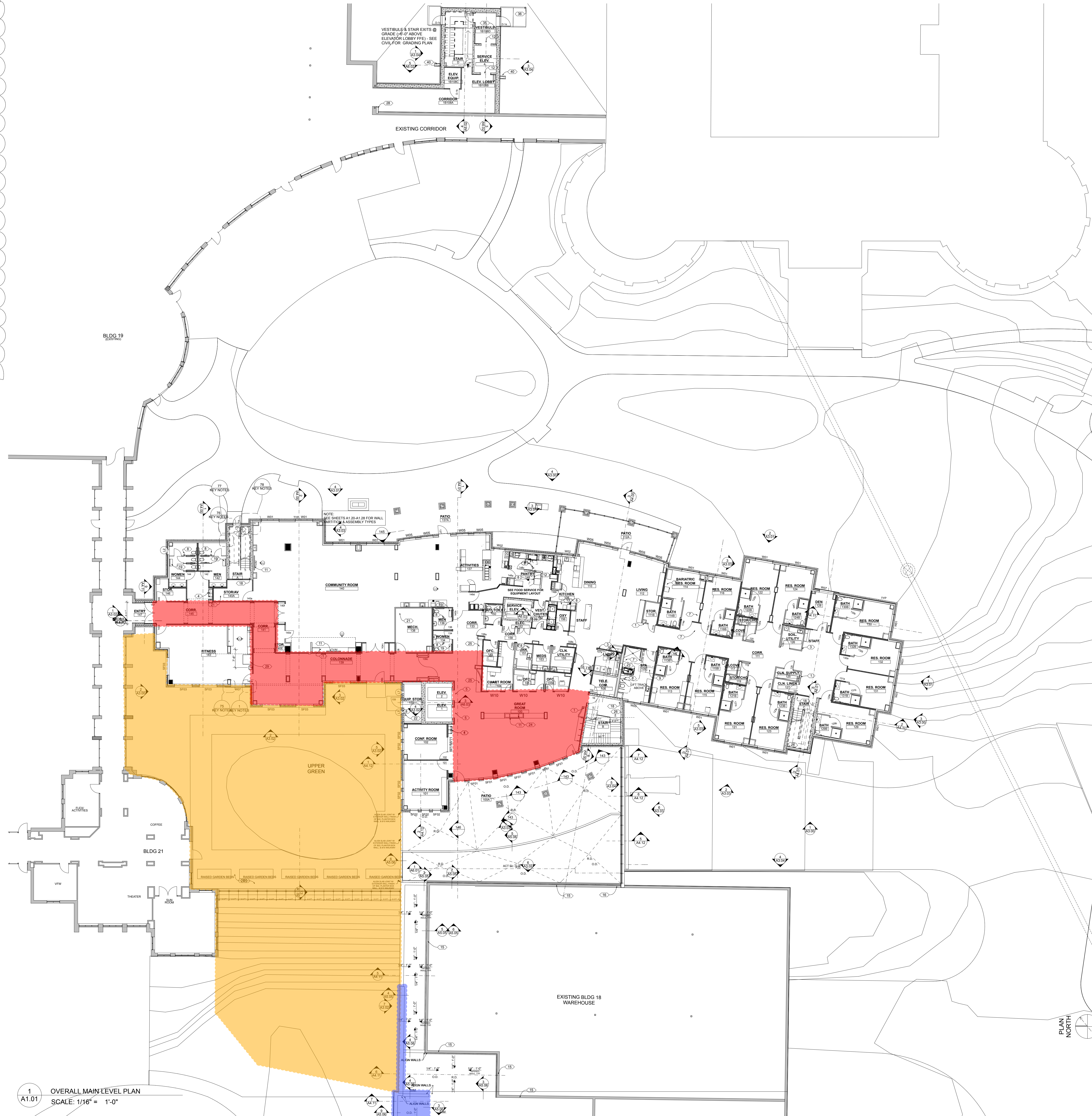
A0.11

INFILL WALL OPENING TO MATCH EXISTING MATERIALS AND FINISHES. RE-INSTALL EXISTING WINDOWS THAT ARE IN STORAGE.



2 B6 RENOVATION AT DEMOLISHED LINK
A1.01 SCALE: 1/8" = 1'-0"

3



1 OVERALL MAIN LEVEL PLAN
A1.01 SCALE: 1/16" = 1'-0"

Nelson-Tremain Partnership
ARCHITECTURE AND DESIGN FOR AGING
125 Southeast Main Street, Suite 245
Minneapolis, Minnesota 55414
Telephone (612) 331-7178
Fax (612) 331-8255

Consultant

Certification:

I HEREBY CERTIFY THAT THIS PLAN, SPECIFICATION, OR REPORT WAS PREPARED BY ME OR UNDER MY DIRECT SUPERVISION AND THAT I AM A DULY LICENSED ARCHITECT UNDER THE LAWS OF THE STATE OF MINNESOTA.

ARCHITECT: GAUIS G. NELSON

LICENSE NO.: 15890

DATE: JANUARY 22, 2015

SIGNATURE:

Owner:



Minnesota Department of Veterans Affairs

100% Construction Documents
BID SET

January 22, 2015

Project:
FAI 27-048
MINNEAPOLIS 100 BED
REPLACEMENT
PROJECT

FEDERAL GRANT PROJECT
FAI 27-048
STATE OF MN RECS PROJECT
#75MP0037

5101 Minnehaha Avenue South
Minneapolis, MN 55417

Issues:

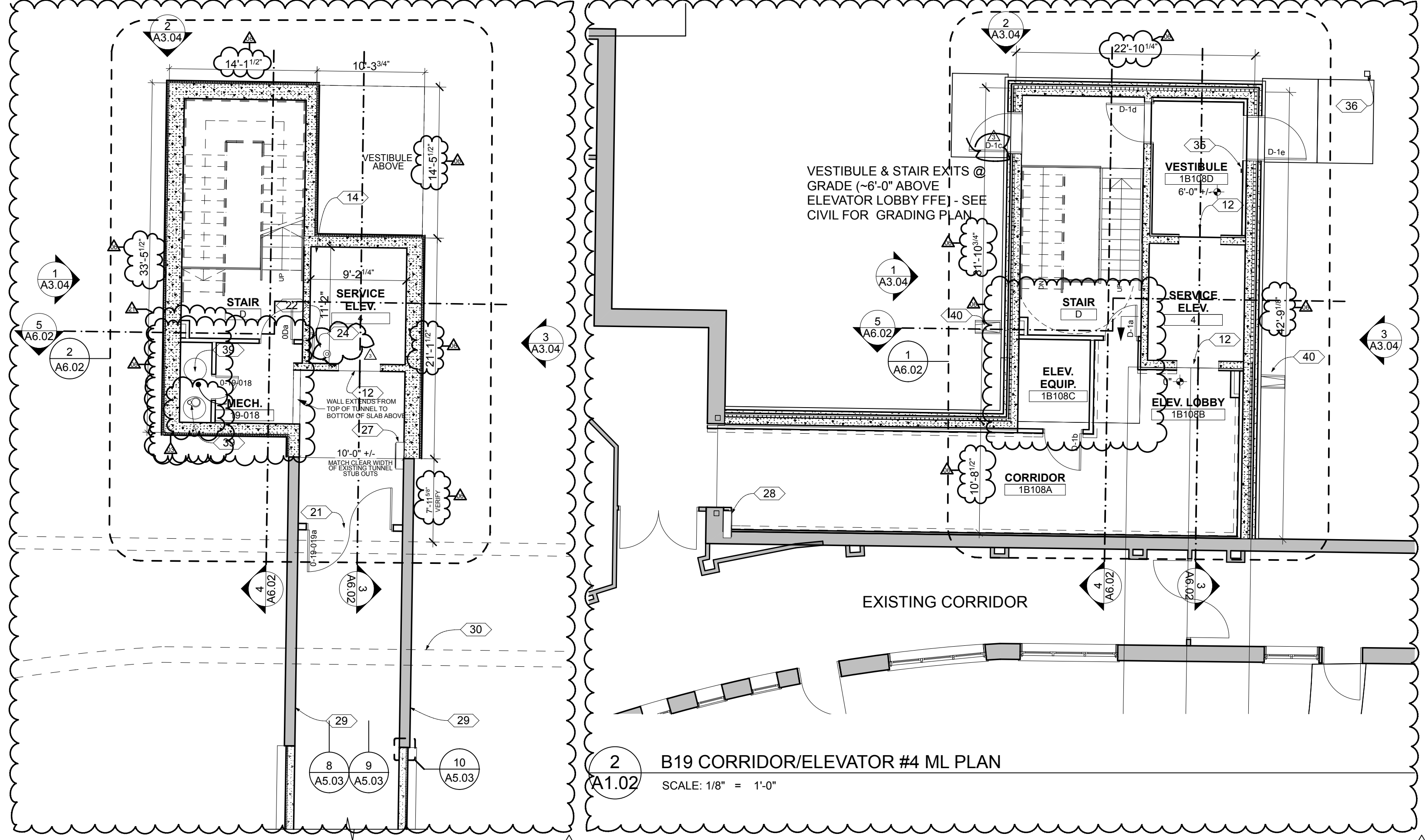
| | | |
|----|----------|---------------------|
| 3 | 02-09-15 | Addendum #3 |
| 25 | 01-20-17 | PR #30 Comm. Dining |

Sheet Title:

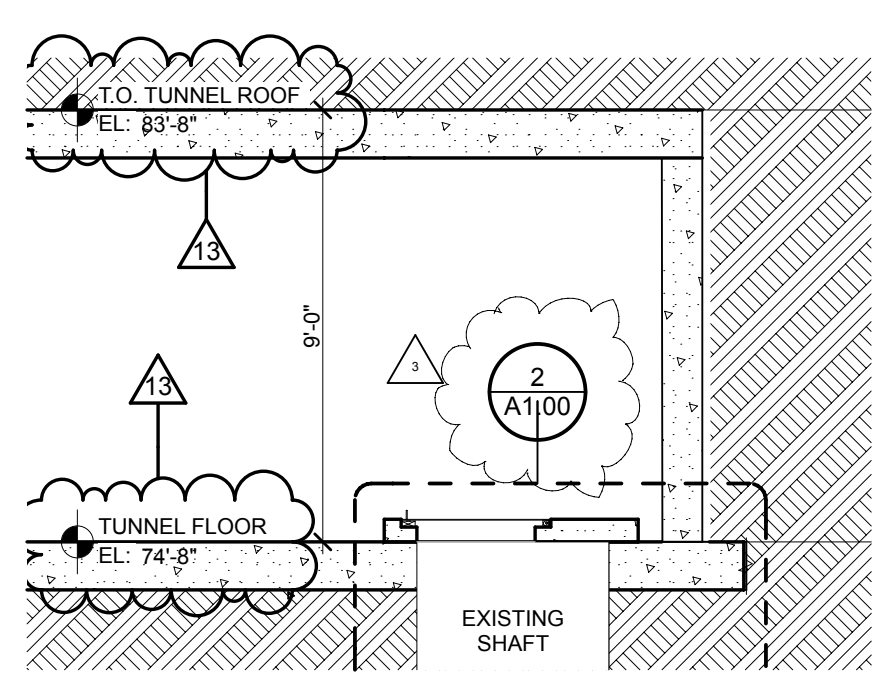
OVERALL MAIN
LEVEL FLOOR PLAN

Sheet Number:

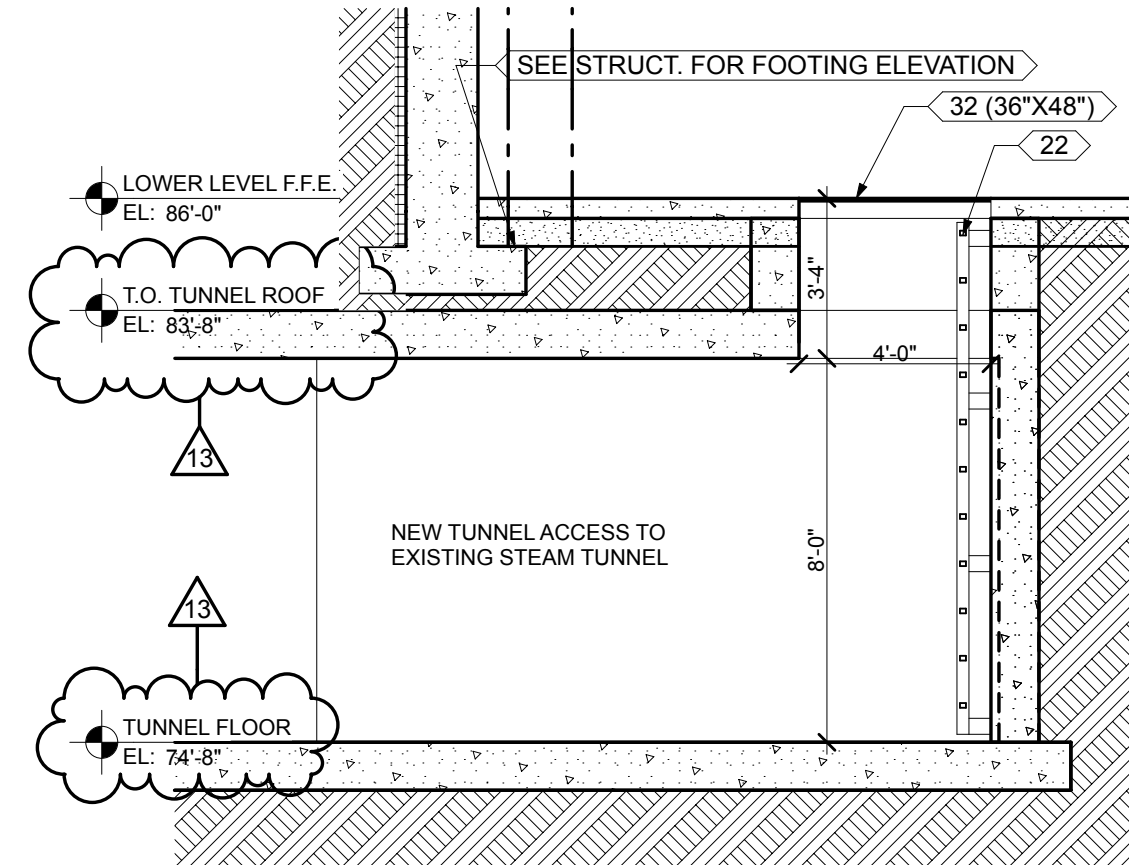
A1.01



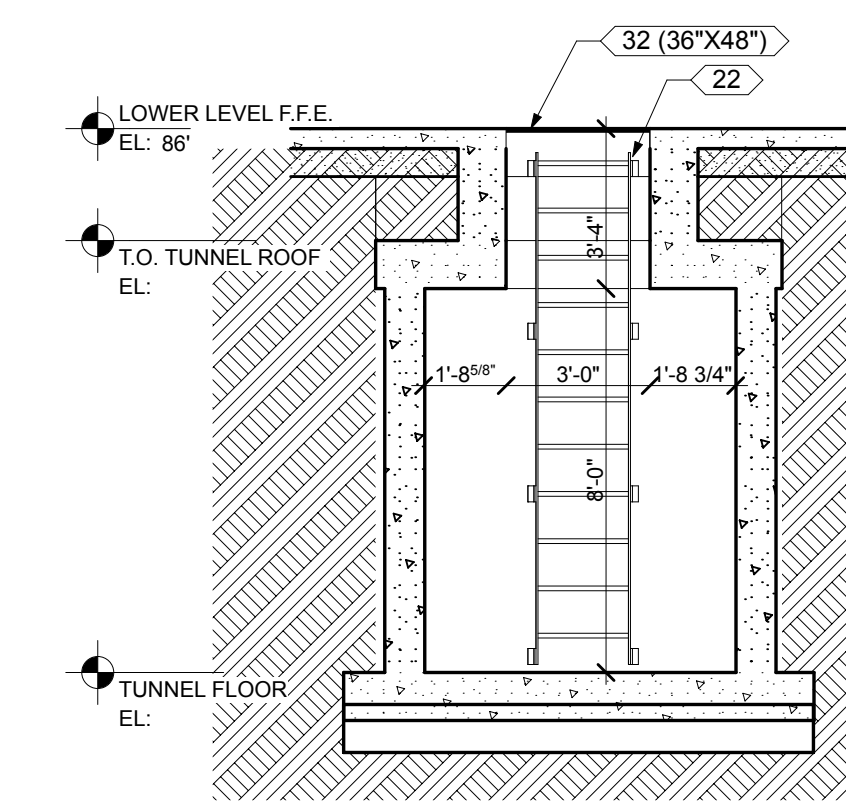
2 B19 CORRIDOR/ELEVATOR #4 ML PLAN
A1.02 SCALE: 1/8" = 1'-0"



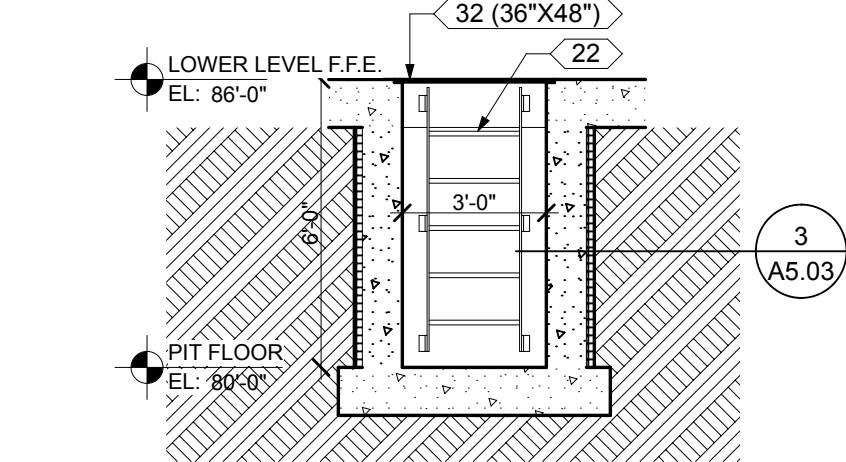
3 STEAM TUNNEL SECTION @ EXISTING
A1.02 SCALE: 1/4" = 1'-0"



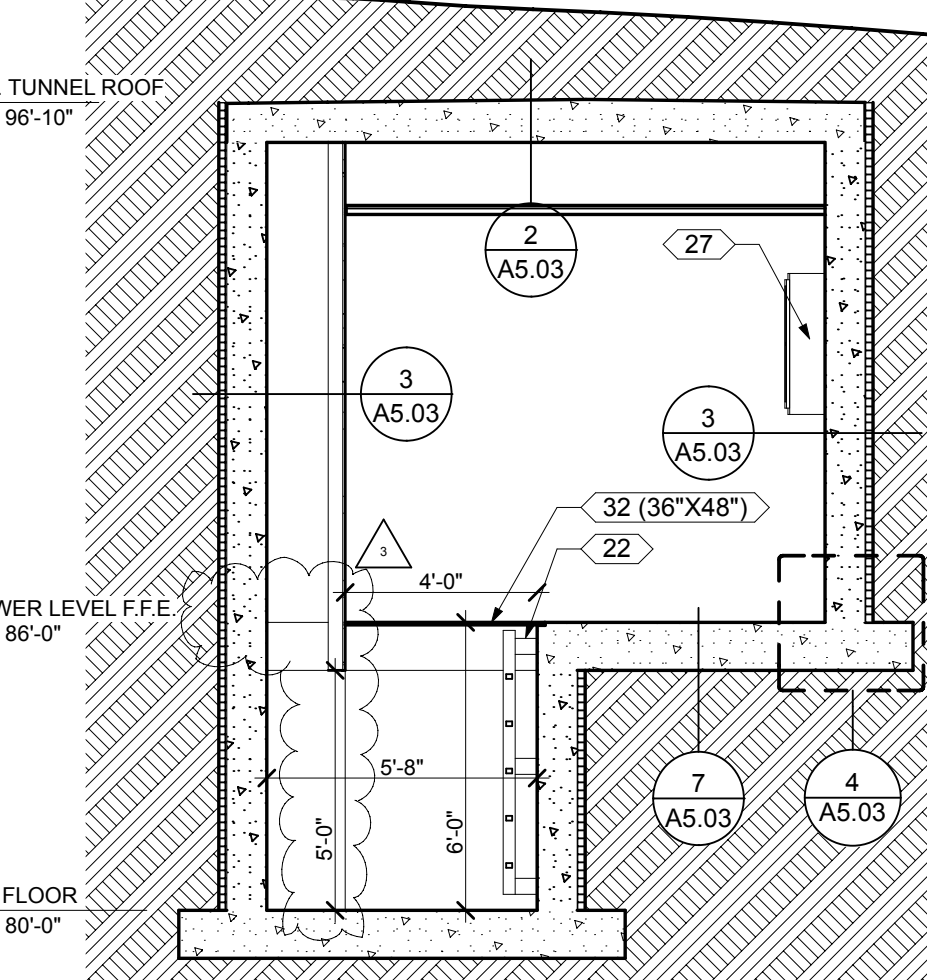
4 EW SECTION @ STEAM TUNNEL
A1.02 SCALE: 1/4" = 1'-0"



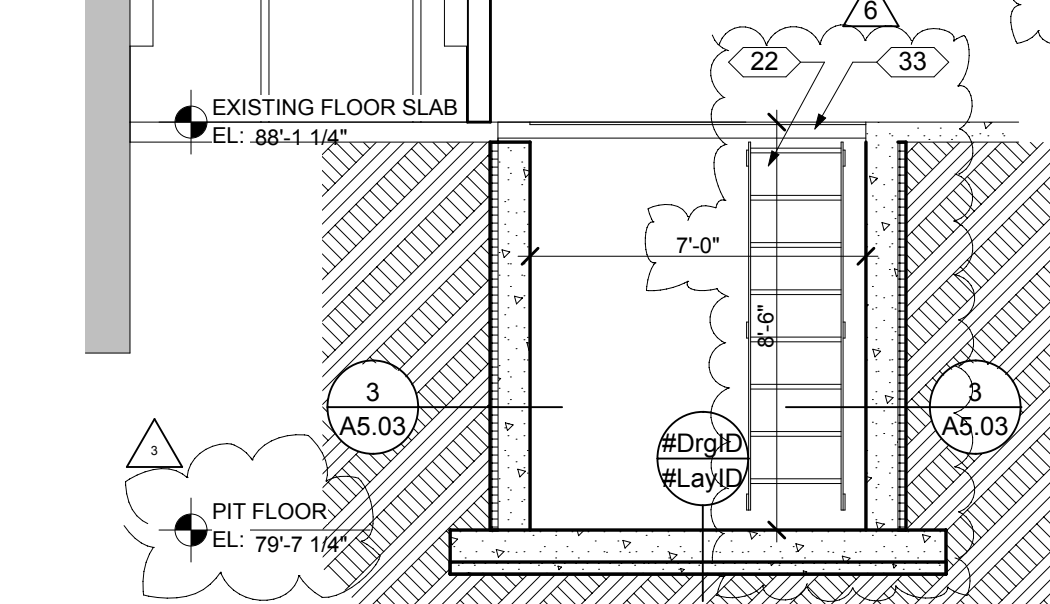
5 N/S SECTION @ STEAM TUNNEL
A1.02 SCALE: 1/4" = 1'-0"



8 N/S SECTION @ B21 TUNNEL PIT
A1.02 SCALE: 1/4" = 1'-0"



9 E/W SECTION @ B21 TUNNEL PIT
A1.02 SCALE: 1/4" = 1'-0"



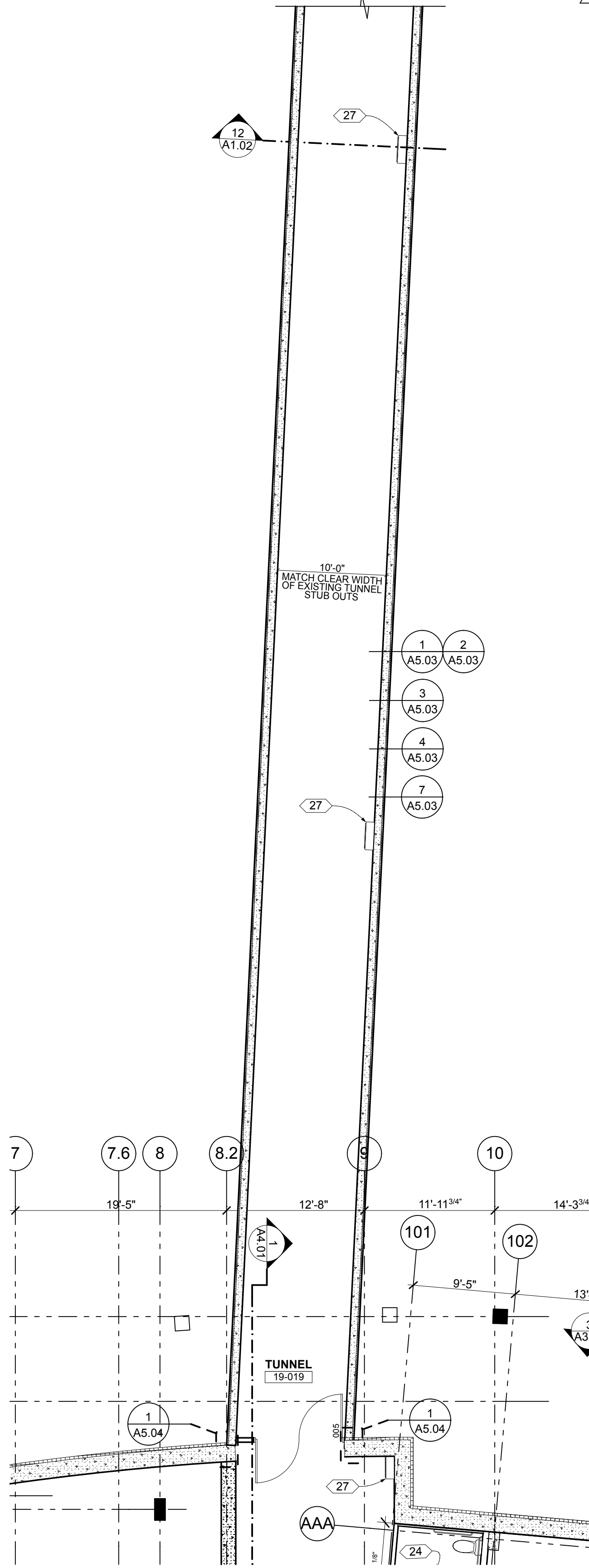
10 N/S SECTION @ B18 STEAM PIT
A1.02 SCALE: 1/4" = 1'-0"

LOWER LEVEL PLAN KEYNOTES

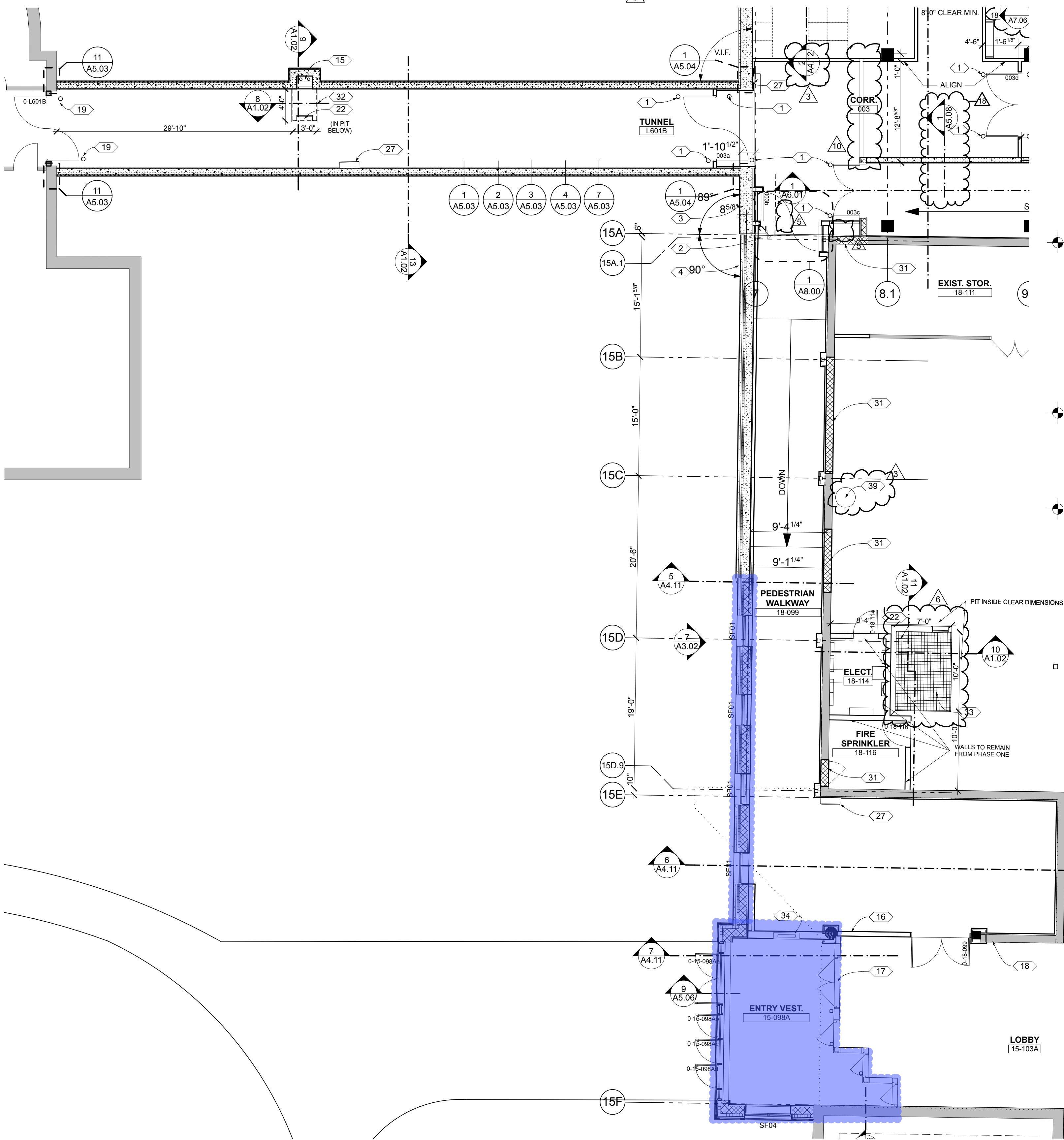
1. CONCRETE FILLED 6" DIAMETER 3'-0" HIGH PAINTED PIPE BOLLARD
2. EXPANSION JOINT COVERS WALL, FLOOR, CEILING
3. WALL ORTHOGONAL TO B22 GRID EAST OF EXPANSION JOINT
4. WALL PARALLEL TO B18 WEST OF EXPANSION JOINT
5. 3 HOUR RATED CONC. SLAB ON COMPOSITE DECK AT 9'-4" AFF. SEE STRUCTURAL. NO CEILING.
6. DOCK LEVELER
7. RECYCLE DUMPSTERS
8. ELECTRIC WATER COOLERS
9. TRANSFORMERS - SEE ELECTRICAL
10. (NOTE NOT USED)
11. WHEELCHAIR WASHING MACHINE
12. DROP DOWN ELEVATOR DRAFT CURTAINS
13. STEAM TUNNEL ACCESS HATCH TO TUNNEL BELOW
14. SLOPE ELEVATOR PIT FLOOR TO DRAIN - SEE MECH.
15. STEAM PIPES - SEE MECH
16. LOCATE WALL UNDER EXISTING BEAM
17. EXISTING EXTERIOR WALL AND STOREFRONT TO REMAIN
18. EXISTING ELEVATOR WALL TO REMAIN
19. WALL, DOOR, PIPE BOLLARDS REMAIN FROM PHASE ONE (NOTE NOT USED)
20. RELOCATED DOOR FROM PHASE ONE
21. PIT LADDER
22. EXISTING CONCRETE WALLS AND CONCRETE ROOF SLAB V.I.F.
23. FLOOR DRAIN - SEE MECH.
24. GALVANIZED MISCELLANEOUS METAL STAIR WITH CLOSED RISERS, GRIT TREADS, PICKET STYLE GUARDRAILS.
25. PAINTED MISCELLANEOUS METAL STAIR WITH CONCRETE FILLED METAL PAN TREADS, PICKET STYLE GUARDRAILS.
26. FIRE EXTINGUISHER CABINET TYPE 2
27. FIRE EXTINGUISHER CABINET TYPE 1
28. EXISTING TUNNEL CIP STUB IN V.I.F.
29. LINE OF EXISTING WALLS ABOVE
30. INFILL WITH CMU RATED TO MATCH EXISTING WALL FIRE RATING
31. FLOOR DOOR
32. STEAM PIT ACCESS GRATE
33. RECESSED CABINET UNIT HEATER - SEE MECH.
34. WALL MOUNTED CABINET UNIT HEATER - SEE MECH.
35. PUSH PAD DOOR OPENER (NOTE NOT USED)
36. STAND PIPE
37. SUMP PIT
38. PRECAST CONCRETE SPLASHBLOCK
39. TRENCH DRAIN - SEE CIVIL

FLOOR PLAN GENERAL NOTES:

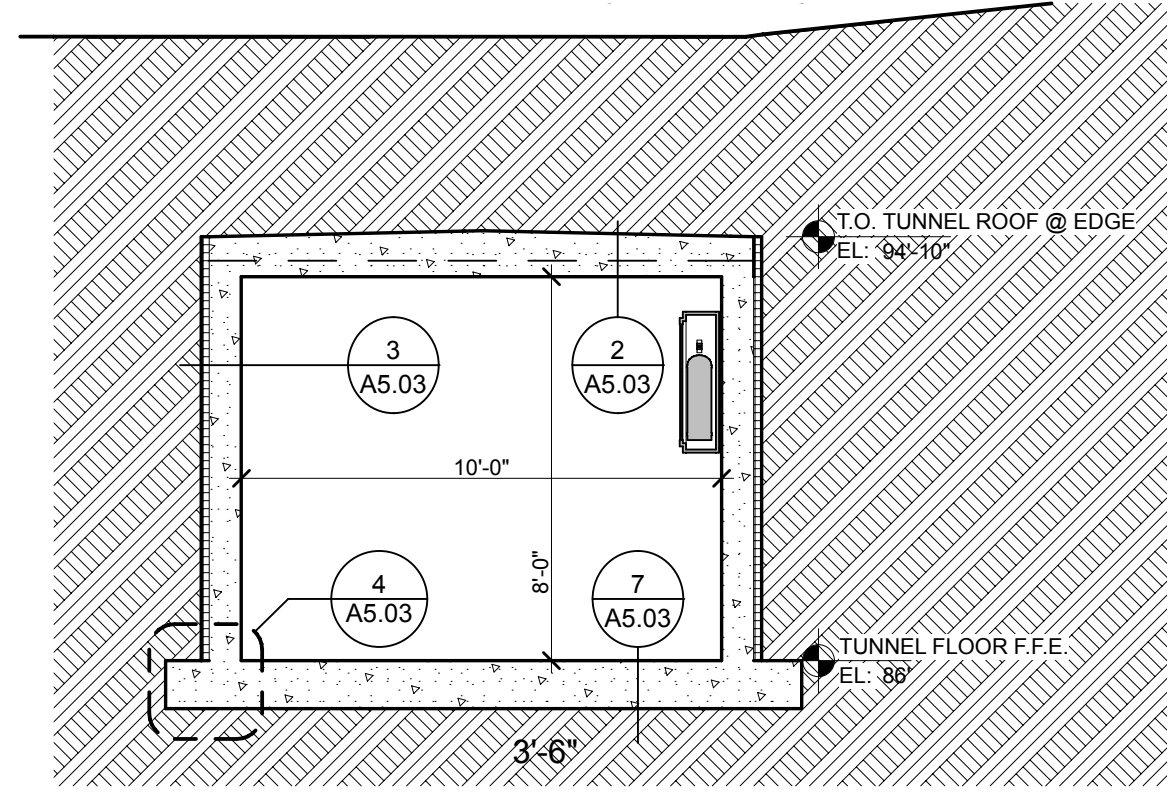
- A. TOP OF FIRST FLOOR CONC. FLOOR SLAB IS ELEV. 100'-0" AND IS EQUAL TO CIVIL ELEV. 808.8'
- B. ALL FLOOR PLAN DIMENSIONS OF EXTERIOR WALLS ARE TO EXTERIOR FACE OF BRICK OR CAST STONE BASE, OR TO INTERIOR FACE OF SHEATHING, U.N.O.
- C. ALL FLOOR PLAN DIMENSIONS OF INTERIOR WALLS ARE TO FACE OF GWB TO GWB, U.N.O.
- D. COORDINATE ALL DIMENSIONS W/ STRUCTURAL ENGINEER DRAWINGS & REPORT ANY DISCREPANCIES TO THE ARCH. BEFORE COMMENCING WITH ANY WORK FOR CLARIFICATION.
- E. VERIFY WITH LOCAL FIRE MARSHALL ALL FINAL FIRE EXTINGUISHER LOCATIONS.
- F. REFER TO FOOD SERVICE DRAWINGS FOR MAIN KITCHEN AND RECEIVING/STORAGE EQUIPMENT AND REQUIREMENTS.
- G. REFER TO ENLARGED FLOOR PLANS FOR INTERIOR ELEVATION REFERENCES.
- H. PROVIDE 3/4" BULLNOSE CORNER BEAD FOR ALL GWB OUTSIDE CORNERS AND BULKHEADS, EXCEPT THOSE COVERED BY TRIM BOARD OR FINISH MATERIAL OTHER THAN GWB, OR INDICATED OTHERWISE IN A DETAIL.
- I. REFER TO SHEET A1.30 FOR NOTE AND DIMENSIONS FOR TYPICAL RESIDENT ROOMS.
- J. REFER TO SHEETS A1.20-A1.29 FOR WALL TYPES.
- K. THE FOLLOWING ROOMS RECEIVE THE LIFT TRACK SYSTEM AND THE FOLLOWING WORK IS REQUIRED:
 - 109, 114, 209, 214, 236, 239, 309, 314, 336, 339, 409, 414, 436, 439, 509, 514, 536, 539
 - A. COMPLETE TRACK SYSTEM
 - B. PARTIAL HEIGHT WALLS AROUND RESIDENT ROOM BATHROOMS.
- WORK IS REQUIRED IN THE REMAINING RESIDENT ROOMS TO ACCOMMODATE POTENTIAL FUTURE LIFT TRACK INSTALLATION AFTER THE BUILDING IS OCCUPIED:
 1. THREADED INSERTS FOR FUTURE INSTALLATION OF THREADED RODS AND BRACES.
 2. PARTIAL HEIGHT WALLS AROUND THE RESIDENT BATHROOMS
 3. SMOKE RATED SOFFITS OVER THE ENTRY ALCOVE ON THE CORRIDOR SIDE OF THE UNIT ENTRY DOORS. THIS OCCURS WHERE THE UNIT ENTRY DOORS ARE RECESSED IN FROM THE BATHROOM WALLS.
- L. PROVIDE SMOKE RATED SOFFIT OVER THE ENTRY ALCOVE ON THE CORRIDOR SIDE OF THE UNIT ENTRY DOORS TO ACCOMMODATE THE LIFT TRACK SYSTEM IN THE UNIT BATHROOMS. THIS OCCURS WHERE THE UNIT ENTRY DOORS ARE RECESSED IN FROM THE BATHROOM WALLS.
- M. SEE INTERIORS WALL FINISH PLANS FOR HANDRAIL INFORMATION.



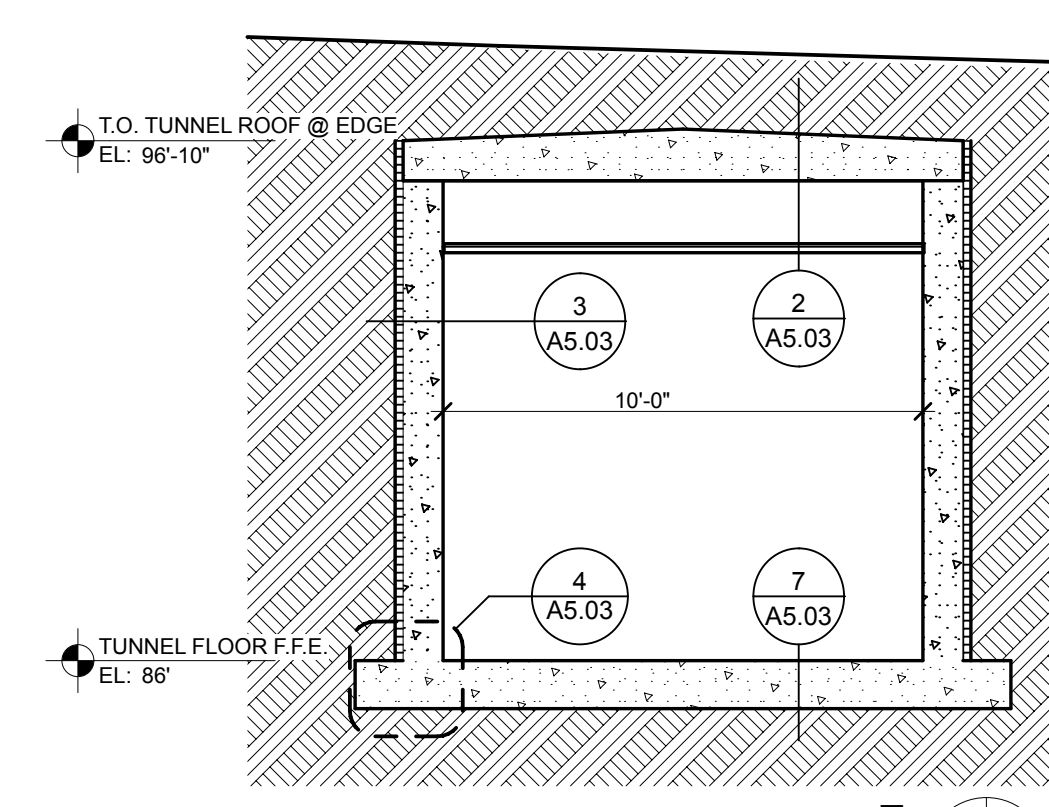
6 B22 TUNNEL TO ELEVATOR #4 LL PLAN
A1.02 SCALE: 1/8" = 1'-0"



7 B22 TUNNEL TO B21/B15 PEDESTRIAN WALKWAY LL PLAN
A1.02 SCALE: 1/8" = 1'-0"



12 SECTION @ B19 TUNNEL
A1.02 SCALE: 1/4" = 1'-0"



13 SECTION @ B21 TUNNEL
A1.02 SCALE: 1/4" = 1'-0"

Nelson-Tremain Partnership
ARCHITECTURE AND DESIGN FOR AGING
125 Southeast Main Street, Suite 245
Minneapolis, Minnesota 55414
Telephone (612) 331-7178
Fax (612) 331-8255

Consultant

Certification:

I HEREBY CERTIFY THAT THIS PLAN, SPECIFICATION, OR REPORT WAS PREPARED BY ME OR UNDER MY DIRECT SUPERVISION AND THAT I AM A DULY LICENSED ARCHITECT UNDER THE LAWS OF THE STATE OF MINNESOTA

ARCHITECT: GAUIS G. NELSON

LICENSE NO.: 15890

DATE: JANUARY 22, 2015

SIGNATURE:

GaUIS G. Nelson

Owner:



Minnesota Department of Veterans Affairs

100% Construction Documents BID SET

January 22, 2015

Project:
FAI 27-048
MINNEAPOLIS 100 BED REPLACEMENT PROJECT

FEDERAL GRANT PROJECT
FAI 27-048
STATE OF MN RECS PROJECT #75MP0037

5101 Minnehaha Avenue South
Minneapolis, MN 55417

Issues:

| 3 | 02-09-15 | Addendum #3 |
|----|----------|------------------|
| 6 | 11-19-15 | PR # 10 |
| 10 | 03-25-16 | ASI #04 |
| 14 | 06-06-16 | PR # 20 |
| 21 | 10-12-16 | PR #27-Sump Pump |

Sheet Title:
CONNECTIONS TO EXISTING BUILDINGS

Sheet Number:

A1.02

| EQUIPMENT - CLINICAL | | | |
|----------------------|-------------------------------------|------------|------------|
| Code | Item Description | Furnish By | Install By |
| CE-1 | HYDROTHERAPY TUB | C | C |
| CE-2 | MOBILE LIFT | O | O |
| CE-3 | NURSE CALL SYSTEM | C | C |
| CE-4 | WANDER GUARD | O | O |
| CE-5 | HAZARDOUS WASTE CONTAINER SMALL | O | O |
| CE-6 | HAZARDOUS WASTE CONTAINER LARGE | O | O |
| CE-7 | SHARPS CONTAINER SMALL | O | O |
| CE-8 | SHARPS CONTAINER LARGE | O | O |
| CE-9 | MED CART | O | O |
| CE-10 | CRASH CART | O | O |
| CE-11 | MEDICAL RECORDS BINDER | O | O |
| CE-12 | GLOVE DISPENSER (WALL MOUNT) | O | O |
| CE-13 | HAND SANITIZER DISPENSER (ON STAND) | V | V |
| CE-14 | WIRE SHELVING CHEMICAL CART | O | O |
| CE-15 | NURSE PAGER | C | C |

| EQUIPMENT - FIXED | | | |
|-------------------|--|------------|------------|
| Code | Item Description | Furnish By | Install By |
| FE-1 | ELECTRIC FIREPLACE | C | C |
| FE-2 | ROLLED POLY HOLDER (WALL MOUNTED) | O | O |
| FE-3 | COMPUTER NETWORK PANEL | O | O |
| FE-4 | WHEELCHAIR WASHER | O | O |
| FE-5 | DRINKING FOUNTAIN | C | C |
| FE-6 | EQUIPMENT DISH RACKS | C | C |
| FE-7 | MEDICINE CABINET (RECESSED) | C | C |
| FE-8 | HYDROLIC DOCK LEVELERS | C | C |
| FE-9 | PROJECTOR SCREEN | C | C |
| FE-10 | AUDIOVISUAL EQUIPMENT RACK | V | V |
| FE-11 | TACK BOARDS | O | O |
| FE-12 | WALL MOUNTED TV W/ MOUNTING BRACKET | O | O |
| FE-13 | WALL MOUNTED TV W/MOUNTING BRACKET & CONNECTED TO SPEAKERS | C | C |
| FE-14 | HOPPER SINK | C | C |
| FE-15 | DIAPER CHANGING STATION | C | C |
| FE-16 | TOILET PAPER DISPENSER (WALL MOUNTED) | C | C |
| FE-17 | PAPER TOWEL DISPENSER (WALL MOUNTED) | C | C |
| FE-18 | SCALE | O | O |
| FE-19 | RANGE HOOD (NOT VENTED) | C | C |
| FE-20 | AUTOMATIC WINDOW BLINDS | O | O |

| EQUIPMENT - FIXED | | | |
|-------------------|---|------------|------------|
| Code | Item Description | Furnish By | Install By |
| FE-21 | WINDOW BLINDS - MANUAL | O | O |
| FE-22 | DRAPERY VALANCE | O | O |
| FE-23 | BRACKET FOR WALL MOUNTED TV | O | O |
| FE-24 | SOAP/CHEMICAL DISPENSER AT SLOP SINK | O | O |
| FE-25 | CEILING SPEAKERS | C | C |
| FE-26 | RESIDENT LIFT SYSTEM (TRACK & SLING) | O | O |
| FE-27 | FEMININE HYGIENE RECEPTACLE | C | C |
| FE-28 | WIRE CHANNEL RACKING | O | O |
| FE-29 | TV/AV EQUIPMENT TOUCH SCREEN CONTROL | C | C |
| FE-30 | PROJECTOR | O | O |
| FE-31 | HANDSINK | C | C |
| FE-32 | PRIVACY CURTAIN TRACK | O | O |
| FE-33 | ASSISTED LISTENING SYSTEM | C | C |
| FE-34 | MOP HOOKS | C | C |
| FE-35 | HOSE REEL STORAGE (WALL MOUNTED) | O | O |
| FE-36 | SOAP DISPENSER (WALL MOUNTED) | O | O |
| FE-37 | CLOTHES HANGING ROD (WALL MOUNTED) | O | O |
| FE-38 | CLOTHES HANGING ROD (MILLWORK MOUNTED) | C | C |
| FE-39 | WORK BENCH | O | O |
| FE-40 | WORK COUNTERTOP | O | O |
| FE-41 | RECESSED IN WALL TRASH RECEPTACLE | C | C |
| FE-42 | AUTOMATIC SOAP DISPENSER - COUNTERTOP MOUNTED | C | C |
| FE-43 | METAL STORAGE SHELVING ON KV STANDARDS | C | C |
| FE-44 | RECESSED IN WALL PAPER TOWEL & TRASH RECEPTACLE | C | C |
| FE-45 | 48" x 48" FLOOR SCALE W/ WALL MOUNTED READOUT | C | C |

| EQUIPMENT - MOVABLE | | | |
|---------------------|---|------------|------------|
| Code | Item Description | Furnish By | Install By |
| ME-1 | RESIDENT PHONE | O | O |
| ME-2 | MOBILE LIFT BATTERY CHARGERS | O | O |
| ME-3 | 3 SHELF WAREHOUSE STORAGE RACKS | O | O |
| ME-4 | COUNTERTOP ALL IN ONE PRINT/COPY/FAX/SCAN | O | O |
| ME-5 | COUNTERTOP PRINTER | O | O |
| ME-6 | OXYGEN TANKS | V | V |
| ME-7 | FLAT SCREEN COMPUTER W/KEYBOARD | O | O |
| ME-8 | TUNER/CD PLAYER | V | V |
| ME-9 | BOOMBOX | O | O |
| ME-10 | TRASH DUMPSTER | V | V |
| ME-11 | RECYCLING DUMPSTER | V | V |
| ME-12 | TOWEL WARMER | O | O |
| ME-13 | HOSPITAL BED | O | O |
| ME-14 | ARMBIKE | O | O |
| ME-15 | MICROWAVE | C | C |
| ME-16 | HEADPHONE CHARGER | V | V |
| ME-17 | HEADPHONES | C | C |
| ME-18 | FULL HEIGHT COMMERCIAL REFRIGERATOR | C | C |
| ME-19 | UNDER COUNTER REFRIGERATOR | C | C |
| ME-20 | COFFEE MAKER WITH WATER LINE | C | C |
| ME-21 | NURSE PAGER | C | C |
| ME-22 | PRIVACY CURTAIN | O | O |
| ME-23 | DVD PLAYER | O | O |
| ME-24 | FRONT LOAD WASHING MACHINE ON PEDESTAL | C | C |
| ME-25 | FRONT LOAD DRYER ON PEDESTAL | C | C |
| ME-26 | TOUCH SCREENS W/WALL MOUNT | O | O |
| ME-27 | SECURITY MONITOR WITH WALL MOUNT | O | O |
| ME-28 | HOUSEKEEPING CART | O | O |
| ME-29 | BURNISHER | O | O |
| ME-30 | FLOOR SCRUBBER | O | O |

| EQUIPMENT - MOVABLE | | | |
|---------------------|-------------------------------|------------|------------|
| Code | Item Description | Furnish By | Install By |
| ME-31 | JUICE DISPENSER | C | C |
| ME-32 | PAPER SHREDDER BIN | V | V |
| ME-33 | STEAMER | O | O |
| ME-34 | TRASH COMPACTOR | V | V |
| ME-35 | CARPET EXTRACTOR | O | O |
| ME-36 | STACKABLE CHAIR CART | O | O |
| ME-37 | FOLDING TABLE CART | O | O |
| ME-38 | POP DISPENSER | C | C |
| ME-39 | ICE/WATER DISPENSER | C | C |
| ME-40 | LAUNDRY CART W/HANGING ROD | O | O |
| ME-41 | TOASTER | C | C |
| ME-42 | ELECTRIC RANGE | C | C |
| ME-43 | DECORATIVE PLANTERS | O | O |
| ME-44 | DUMBBELL RACK | O | O |
| ME-45 | NUSTEP | O | O |
| ME-46 | TREADMILL | O | O |
| ME-47 | OMNICYCLE | O | O |
| ME-48 | VITAGLIDE | O | O |
| ME-49 | RICKSHAW | O | O |
| ME-50 | UNIVERSAL PULLEY SYSTEM | O | O |
| ME-51 | LEG PRESS | O | O |
| ME-52 | SMALL RECYCLING BIN | O | O |
| ME-53 | DIRTY LAUNDRY HAMPER | O | O |
| ME-54 | SMALL TRASH BIN | O | O |
| ME-55 | LARGE TRASH BIN | O | O |
| ME-56 | SMALL CLEAN LINEN CART | O | O |
| ME-57 | LARGE CLEAN LINEN CART | O | O |
| ME-58 | SMALL SOILED LINEN CART | O | O |
| ME-59 | LARGE SOILED LINEN CART | O | O |
| ME-60 | AV SYSTEM RECEIVERS | C | C |
| ME-61 | COUNTERTOP PAPER TOWEL HOLDER | O | O |
| ME-62 | COMMERCIAL KITCHEN EQUIPMENT | C | C |

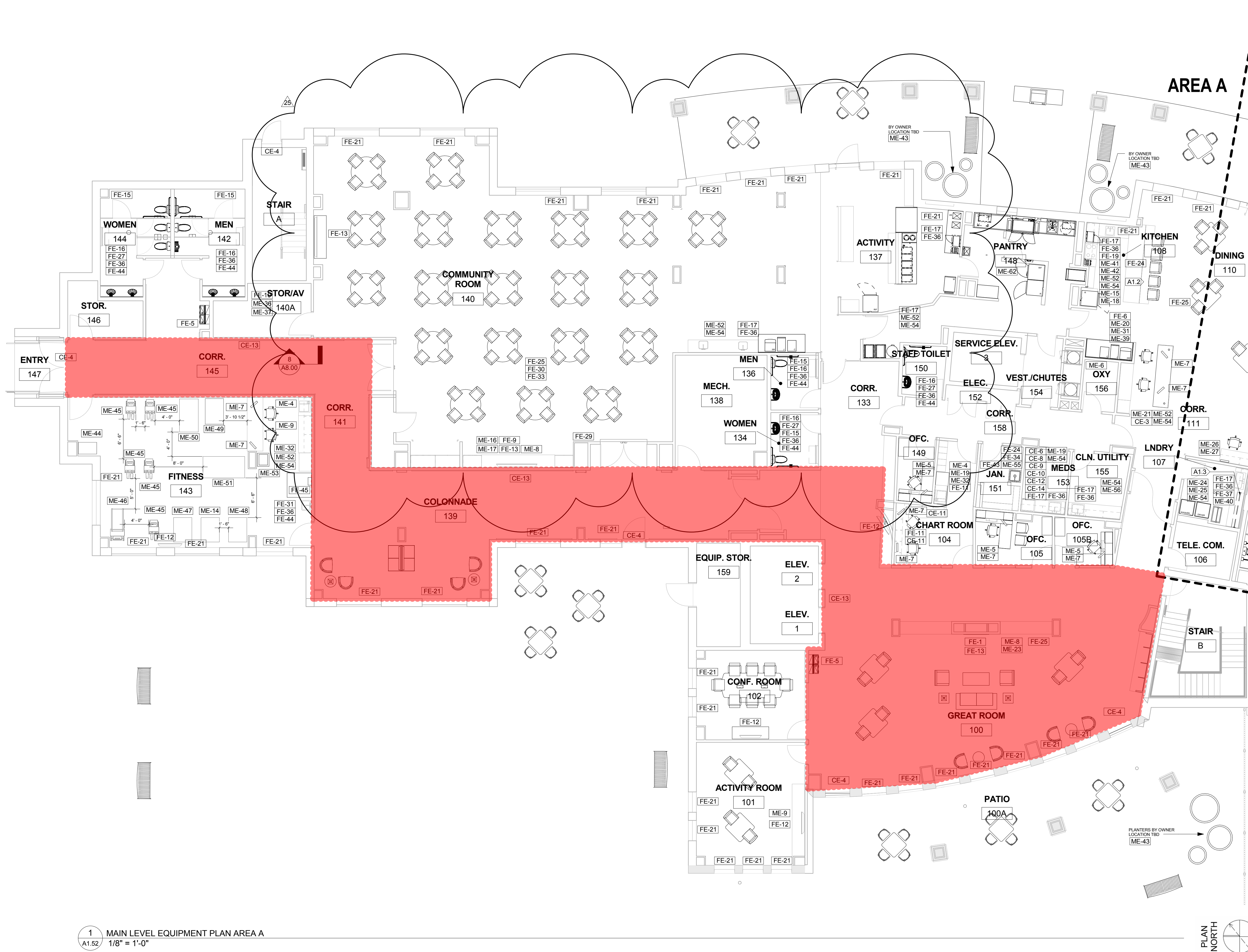
| EQUIPMENT KEY | |
|---------------|------------|
| C | CONTRACTOR |
| V | VENDOR |
| O | OWNER |

Nelson-Tremain Partnership
 ARCHITECTURE AND DESIGN FOR AGING
 125 Southeast Main Street, Suite 245
 Minneapolis, Minnesota 55414
 Telephone (612) 331-7178
 Fax (612) 331-8255

Consultant

 interiors | architecture

| KEYED NOTES - EQUIPMENT | |
|-------------------------|--|
| Number | Description |
| A1.1 | WANDER GUARD PRESENT ON 5TH FLOOR, NOT 4TH FLOOR |
| A1.2 | AT ROOMS (2-533 AND 1-508 (RESIDENT KITCHENS), PROVIDE AND INSTALL AUTOMATIC SOAP DISPENSER AT PENINSULA SINK. DISPENSER TO BE BOBROCK, AUTOMATIC LAVATORY MOUNTED SOAP DISPENSER, #B-826, CHROME FINISH. TO BE LOCATED ON RIGHT HAND SIDE OF FAUCET AT SINKS. |
| A1.3 | MOUNT CLOTHES HANGING ROD @ 5'-3" A.F. SEE ELEVATION 347.06 FOR DETAILS. |



Certification:

Owner:



Minnesota Department of Veterans Affairs

100% Documents

January 22, 2015

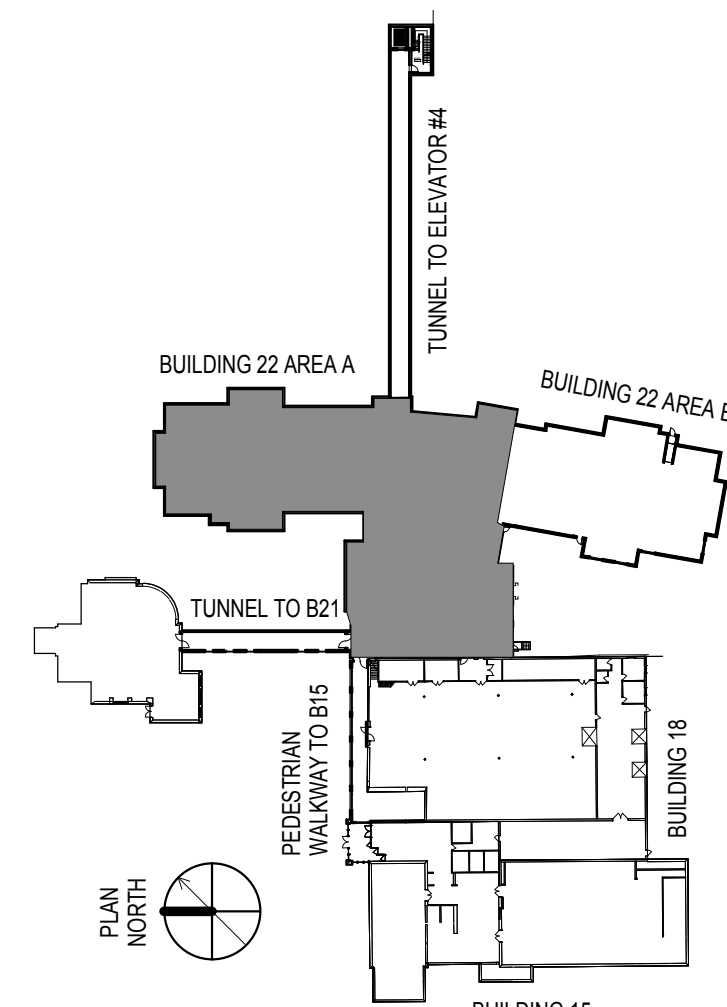
Project:
 FAI #27-048
 MINNEAPOLIS 100 BED REPLACEMENT PROJECT

FEDERAL GRANT PROJECT
 #FAI 27-048
 STATE OF MN RECS PROJECT #75MP0037
 Minneapolis, MN

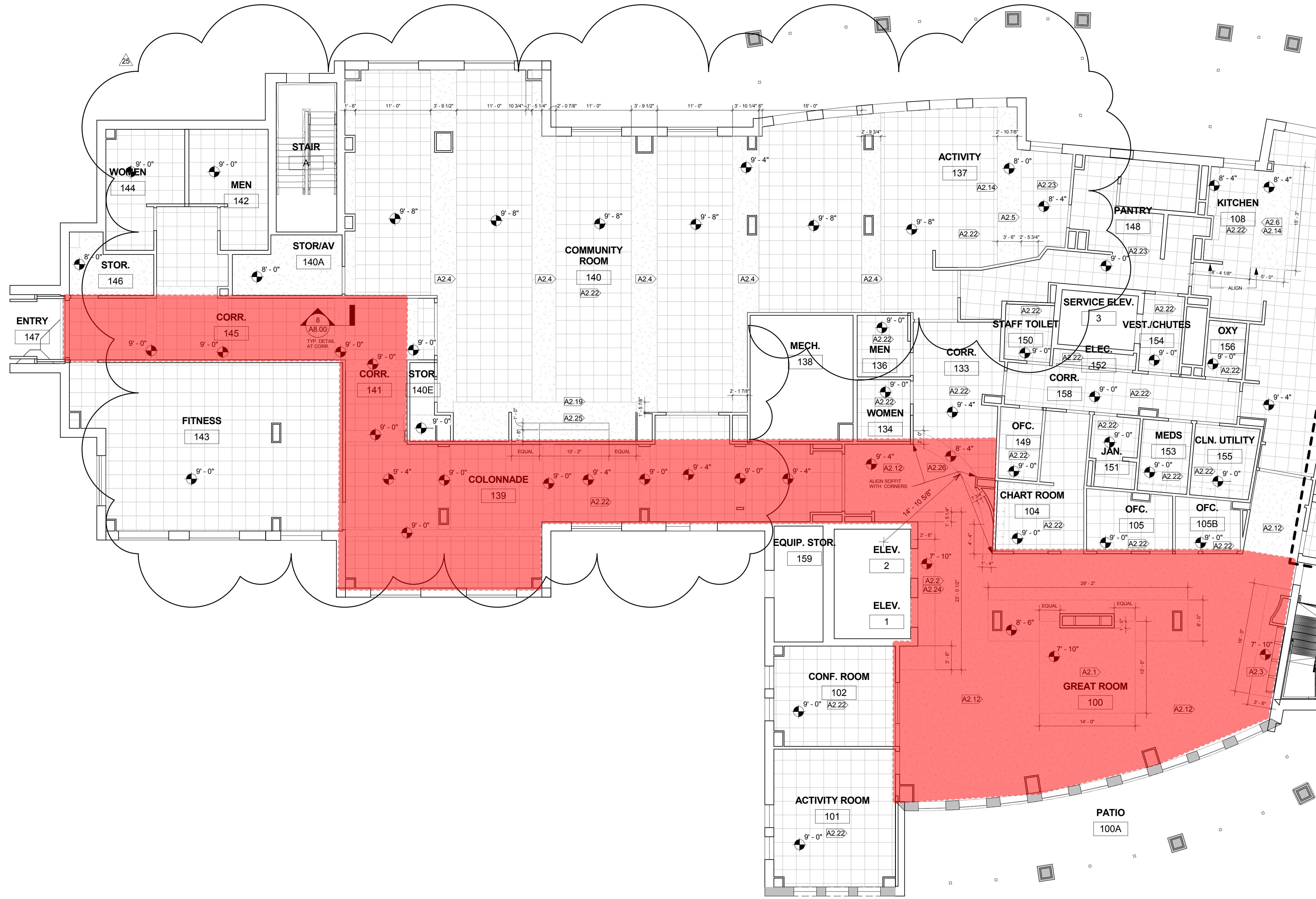
| Revisions: | | |
|------------|------------|------------------------------------|
| # | Date | Description |
| 4 | 02-11-2015 | ADDENDUM 4 |
| 5 | 03-09-2016 | ADDENDUM 5 |
| 7 | 01-04-2016 | PR #08 |
| 10 | 03-25-2016 | ASH-04 |
| 12 | 07-08-2016 | ASH-05 |
| 14 | 07-15-2016 | PR #18 PANTRY REDESIGN |
| 16 | 07-21-2016 | ASH-08 |
| 19 | 09-23-2016 | PR#23 BREAK/CHARTROOMS |
| 25 | 01-06-17 | PR#30 COMMUNITY DINING ROOM |
| 27 | 01-03-17 | PR#31 CEILING CONFLICT LOWER LEVEL |

Sheet Title
MAIN LEVEL EQUIPMENT PLAN AREA A
 DRAWN BY: ECH CHECKED BY: JS
 Sheet Number:

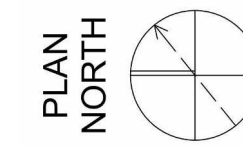
A1.52
 PROJ. NO: MNVET
 © 2014 Nelson-Tremain Partnership, P.A.



1 MAIN LEVEL EQUIPMENT PLAN AREA A
 A1.52 1/8" = 1'-0"




1 MAIN LEVEL RCP - AREA A
1/8" = 1'-0"



| KEYED NOTES - RCP | |
|-------------------|--|
| Number | Description |
| A2.1 | AT ROOMS (1-500) (GREAT ROOM), PAINT FACE, BOTTOM, AND SIDES OF UPPER SOFFIT P1, PAINT FACE, BOTTOM, AND SIDES OF LOWER SOFFIT P2, SOFFITS TO BE CLASS 5 GYP. BD. W/ NO APPLIED TEXTURE. |
| A2.2 | AT ROOMS (1-500) (GREAT ROOM), PAINT FACE, BOTTOM, AND SIDES OF INDICATED SOFFIT AT ELEVATOR P3, SOFFIT TO BE CLASS 5 GYP. BD. WITH NO APPLIED TEXTURE. |
| A2.3 | AT ROOMS (1-500) (GREAT ROOM), PAINT FACE, BOTTOM, AND SIDES OF INDICATED SOFFIT AT LIBRARY MILLWORK P2, SOFFIT TO BE CLASS 5 GYP. BD. WITH NO APPLIED TEXTURE. |
| A2.4 | AT ROOM 140 (COMMUNITY ROOM), PAINT FACE, BOTTOM, AND SIDES OF INDICATED SOFFIT P3, SOFFIT TO BE CLASS 5 GYP. BD. WITH NO APPLIED TEXTURE. |
| A2.5 | AT ROOM 137 (PREFUNCTION), PAINT FACE, BOTTOM, AND SIDES OF INDICATED SOFFIT P3, SOFFIT TO BE CLASS 5 GYP. BD. WITH NO APPLIED TEXTURE. |
| A2.6 | AT ROOMS (1-508) (AREA B KITCHENS), PAINT FACE, BOTTOM, AND SIDES OF INDICATED SOFFIT P4, SOFFIT TO BE CLASS 5 GYP. BD. WITH NO APPLIED TEXTURE. |
| A2.7 | AT ROOMS (2-533) (AREA A KITCHENS), PAINT FACE, BOTTOM, AND SIDES OF INDICATED SOFFIT P3, SOFFIT TO BE CLASS 5 GYP. BD. WITH NO APPLIED TEXTURE. |
| A2.8 | AT ROOMS (1-512) (AREA B LIVING ROOM), PAINT FACE, BOTTOM, AND SIDES OF INDICATED SOFFIT P4, SOFFIT TO BE CLASS 5 GYP. BD. WITH NO APPLIED TEXTURE. |
| A2.9 | AT ROOMS (2-537) (AREA A LIVING ROOM), PAINT FACE, BOTTOM, AND SIDES OF INDICATED SOFFIT P5, SOFFIT TO BE CLASS 5 GYP. BD. WITH NO APPLIED TEXTURE. |
| A2.10 | AT ROOMS (1-511) (AREA B CORRIDORS), PAINT FACE, BOTTOM, AND SIDES OF INDICATED SOFFIT P2, SOFFIT TO BE CLASS 5 GYP. BD. WITH NO APPLIED TEXTURE. |
| A2.11 | AT ROOMS (2-538) (AREA A CORRIDORS), PAINT FACE, BOTTOM, AND SIDES OF INDICATED SOFFIT P2, SOFFIT TO BE CLASS 5 GYP. BD. WITH NO APPLIED TEXTURE. |
| A2.12 | AT ROOMS (1-500) (GREAT ROOMS), PAINT GYPSUM BOARD CEILING "CEILING WHITE". SEE APPLICABLE NOTES FOR SOFFIT COLORS. |
| A2.13 | AT ROOM 140 (COMMUNITY ROOM), CHANDELIER FIXTURES TO BE INSTALLED AT 7'-5" AFF. |
| A2.14 | AT ROOM (2-533) (1-508) (KITCHENS), PENDANTS TO BE INSTALLED AT 6" AFF. |
| A2.15 | OMIT |
| A2.16 | AT CORRIDOR 003, PROVIDE HEADERS AT INDICATED LOCATIONS TO TRANSITION FROM 6'-6" AFF CEILING TO ADJACENT CEILINGS. PAINT FACE AND BOTTOM OF HEADER "CEILING WHITE." |
| A2.17 | AT ROOM 010 (CHAIR WASH), PAINT GYP. BD. CEILING WITH EPOXY PAINT, COLOR "CEILING WHITE." |
| A2.18 | CEILING @ INDICATED AREAS TO BE EXPOSED W/O UT FINISH. |
| A2.19 | AT ROOM 140 (COMMUNITY ROOM), PAINT FACE, BOTTOM, AND SIDES OF INDICATED SOFFIT P5, SOFFITS TO BE CLASS 5 GYP. BD. W/ NO APPLIED TEXTURE. |
| A2.20 | AT ROOMS (1-514 - (1-532), (1-514B - (1-532B), (2-539 - (2-588), AND (2-539B - (2-588B) (RESIDENT ROOMS AND BATHROOMS), PAINT CEILING "CEILING WHITE" IN AN EGGSHELL FINISH. CEILINGS TO HAVE A LIGHT ORANGE PEEL TEXTURE. SUBMIT SAMPLE TO DESIGNER FOR APPROVAL. |
| A2.21 | AT ROOMS 140A, 146, (1-5) 25, (1-5) 27, (1-5) 19, (2-545, (2-546, (2-5) 1, AND (2-5) 39 (COMMUNITY ROOM STORAGE, STORAGE CHARGING, CLEAN SUPPLY, AND CLEAN LINEN), PAINT GYP. BD. CEILING "CEILING WHITE" IN FLAT FINISH. |
| A2.22 | AT AREAS INDICATED, PROVIDE AND INSTALL GRID AND ACT CEILING. ACT TO BE ARMSTRONG CEILING, UL TMA, #1901, COLOR WHITE, BEVELED REGULAR EDGE, 24" X 24" X 3/4", 0.70 NRC. |
| A2.23 | AT ROOM (1-548) (PANTRIES), PROVIDE AND INSTALL VINYL ACT. ACT TO BE ARMSTRONG CEILING, "CLEAN ROOM V1", #868, COLOR WHITE, SQUARE LAY IN, SIZE 24" X 24" |
| A2.24 | AT ROOM (1-500), SOFFIT AT ELEVATORS TO HOUSE DROP DOWN SMOKE CURTAIN PANELS. |
| A2.25 | AT ROOM 140 (COMM. RM), PROVIDE RECESS @ SOFFIT FOR 10" 2" X 14" X 1" 0" PROJECTOR SCREEN. VERIFY CLEARANCES W/ ELERT ASSOCIATES. |
| A2.26 | AT CORRIDOR 133, PAINT FACE, BOTTOM, AND SIDES OF INDICATED SOFFIT P3, SOFFIT TO BE CLASS 5 GYP. BD. WITH NO APPLIED TEXTURE. |
| A2.27 | AT ROOMS (1-509 AND 2-536) (SPAS), PAINT GYP. BD. CEILING AT SHOWER CEILING WHITE IN AN EPOXY FINISH. |
| A2.28 | AT RESIDENT CORRIDORS, PAINT INDICATED SOFFITS AT RESIDENT DOOR DROPS WITH P1 ON THE FACE AND "CEILING WHITE" ON THE UNDERSIDE. TEXTURE ON FACE OF SOFFIT TO MATCH ADJACENT WALLS. TEXTURE ON UNDERSIDE TO MATCH TYPICAL GYP. BD. CEILINGS. |
| A2.29 | AT REC-RAMP 036, ACT CEILING TO SLOPE IN DIRECTION OF RAMP. HEIGHTS INDICATED ON RCP ARE MEASURED FROM LANDINGS BELOW. REFER TO SECTION 11A.01 |

Nelson-Treman Partnership
ARCHITECTURE AND DESIGN FOR AGING
125 Southeast Main Street, Suite 245
Minneapolis, Minnesota 55414
Telephone (612) 331-7178
Fax (612) 331-8255



Certification:

Owner:



Minnesota Department of Veterans Affairs

100% Documents

January 22, 2015

Project:
FAI #27-048
MINNEAPOLIS 100 BED REPLACEMENT PROJECT

FEDERAL GRANT PROJECT
#FAI 27-048
STATE OF MN RECS PROJECT #75MP0037
Minneapolis, MN

Revisions:

| # | Date | Description |
|----|------------|------------------------------------|
| 4 | 02-11-2015 | ADDENDUM 4 |
| 5 | 03-09-2016 | ADDENDUM 5 |
| 7 | 01-04-2016 | PR #08 |
| 10 | 03-25-2016 | ASH-04 |
| 12 | 07-08-2016 | ASH-05 |
| 14 | 07-15-2016 | PR #18 PANTRY REDESIGN |
| 16 | 07-21-2016 | ASH-06 |
| 19 | 09-23-2016 | PR#23 BREAK/CHARTROOMS |
| 25 | 01-08-17 | PR#30 COMMUNITY DINING ROOM |
| 27 | 01-03-17 | PR#31 CEILING CONFLICT LOWER LEVEL |

Sheet Title:

MAIN LEVEL RCP - AREA A

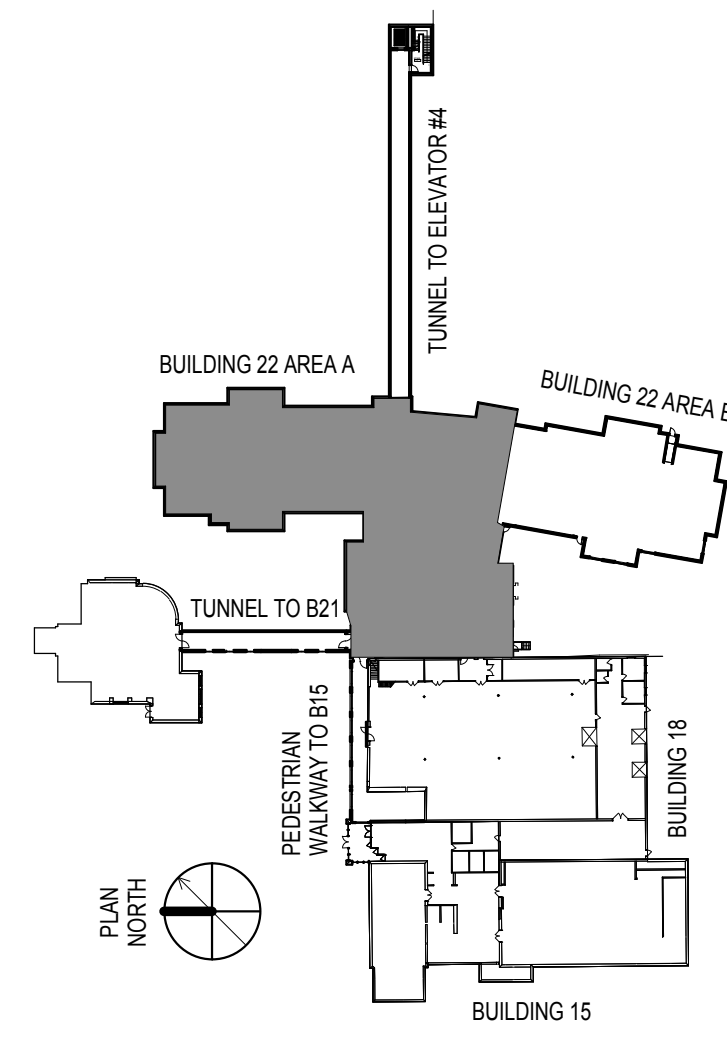
DRAWN BY: ECH CHECKED BY: JS

Sheet Number:

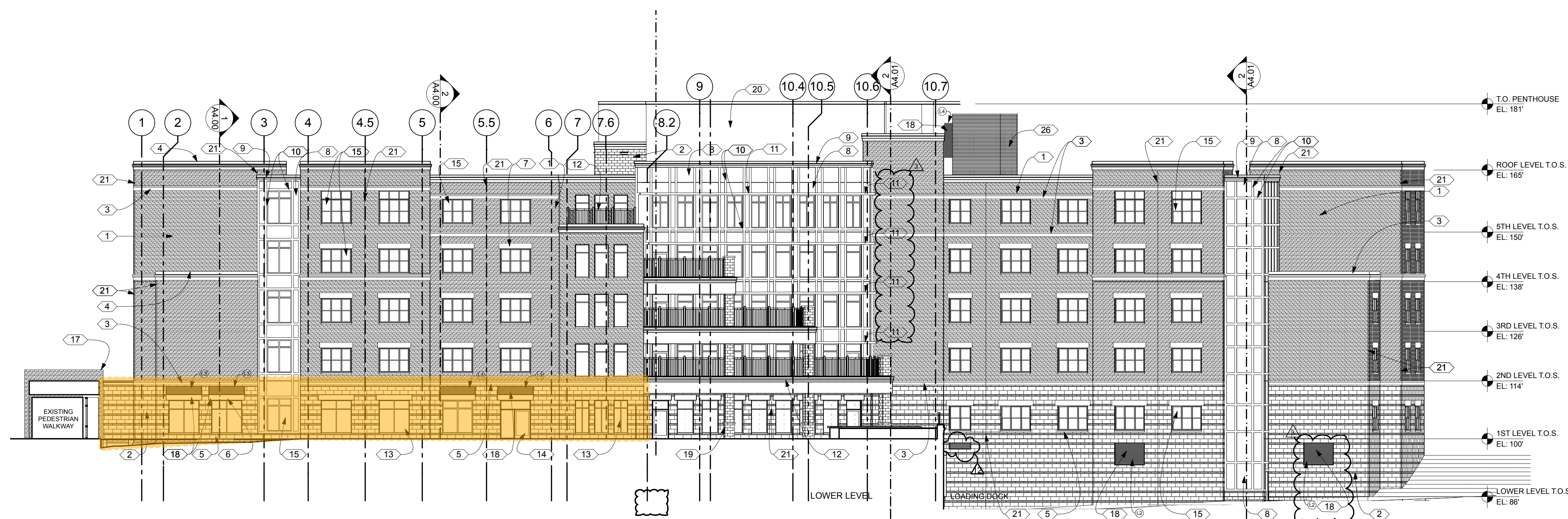
A2.02

PROJ. NO. MNVET

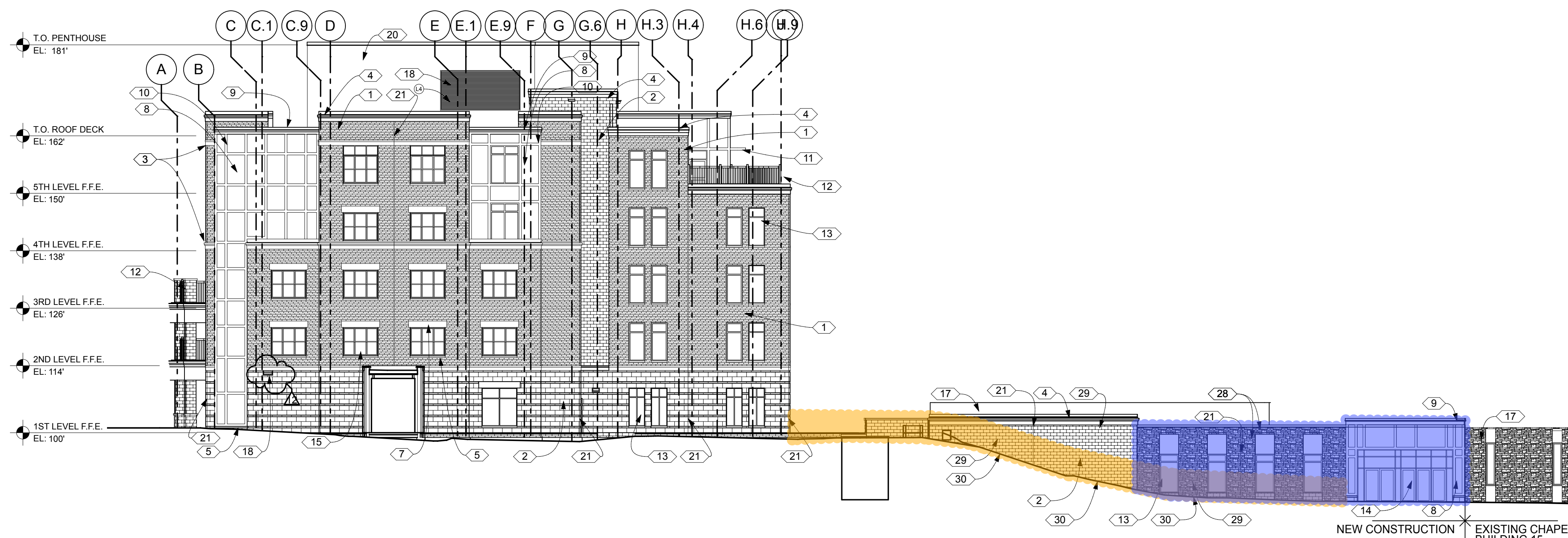
©2014 Nelson-Treman Partnership, P.A.



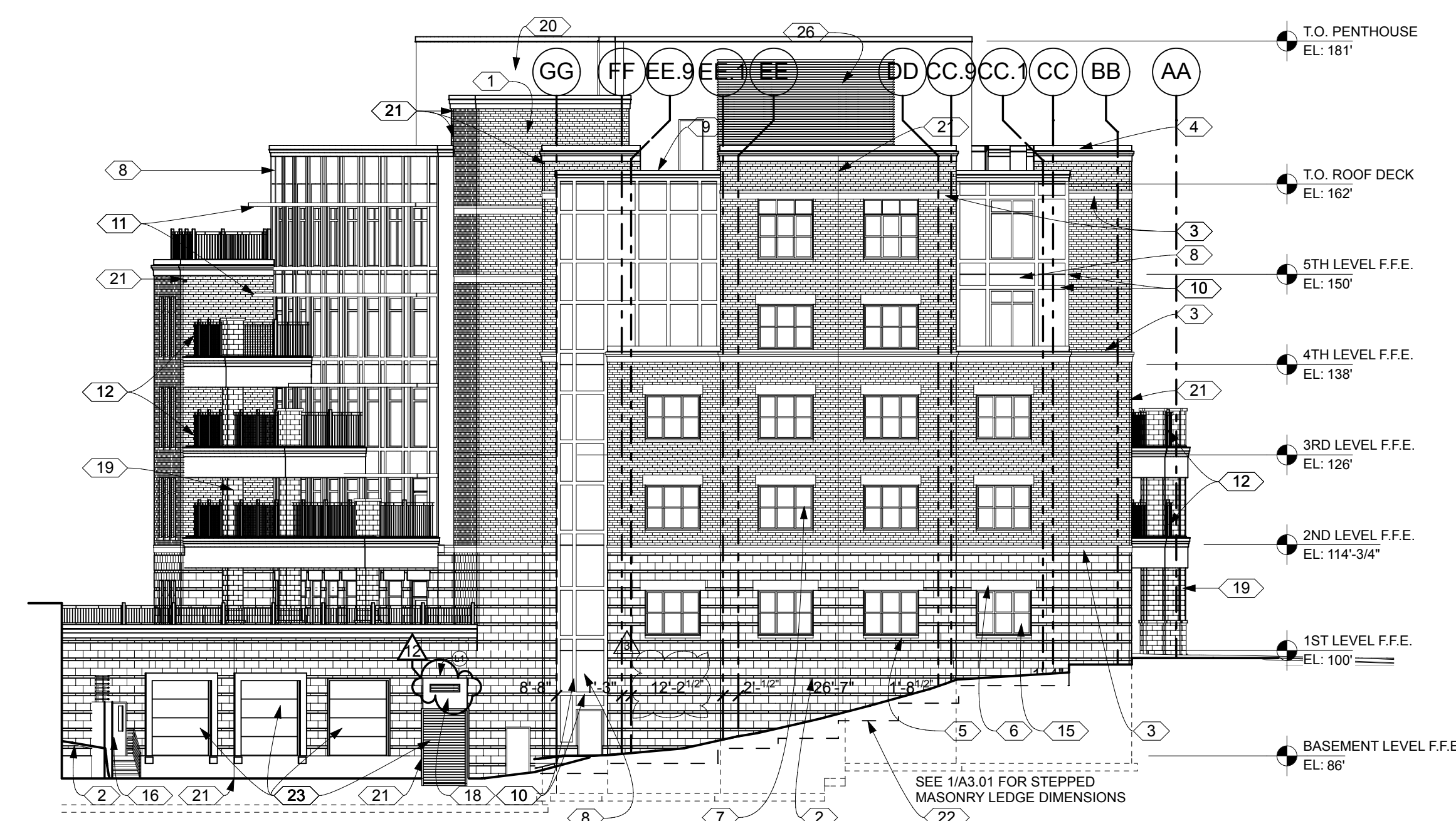
Consultant



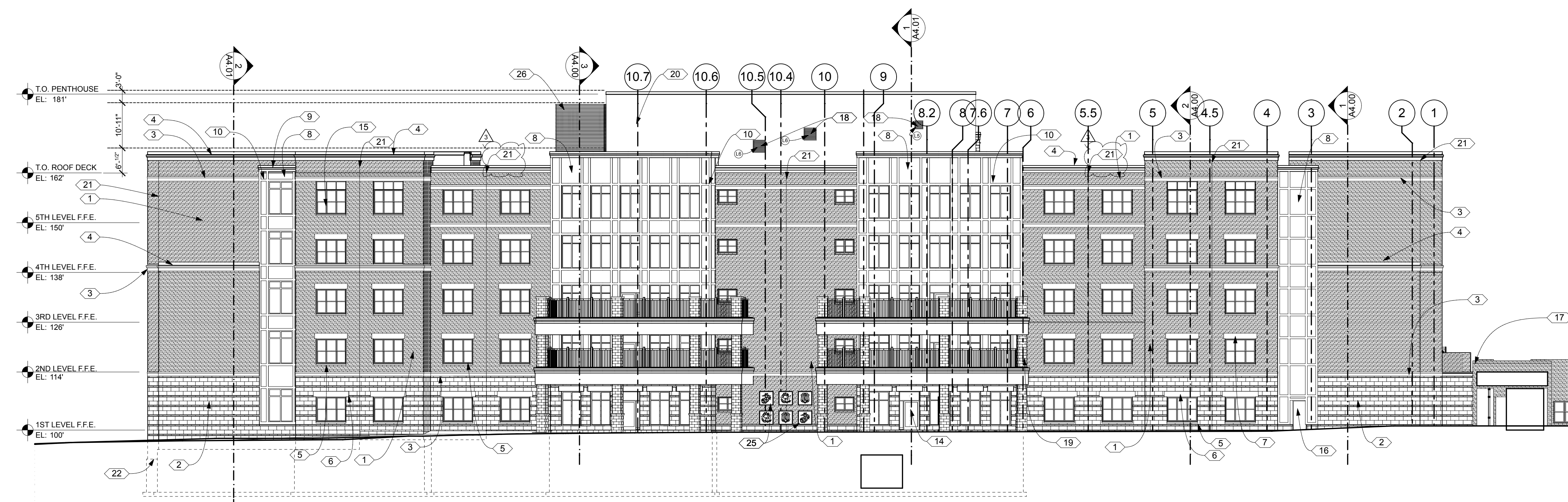
1 WEST OVERALL ELEVATION
 A3.00 SCALE: 1/16" = 1'-0"



2 NORTH OVERALL ELEVATION
 A3.00 SCALE: 1/16" = 1'-0"



3 SOUTH OVERALL ELEVATION
 A3.00 SCALE: 1/16" = 1'-0"



4 EAST OVERALL ELEVATION
 A3.00 SCALE: 1/16" = 1'-0"

EXTERIOR ELEVATION KEYNOTES

1. BRICK MASONRY VENEER
2. CAST STONE VENEER
3. CAST STONE BAND
4. CAST STONE CORNICE PROFILE W/ MTL CAP FLASHING
5. CAST STONE SILL
6. CAST STONE LINTEL SMOOTH - 8" BEARING AT WINDOW OPENING EDGE (TYP. AT CAST STONE VENEER)
7. CAST STONE LINTEL ROUGH - 4" BEARING AT WINDOW OPENING EDGE
8. METAL PANEL CLADDING SYSTEM
9. METAL PANEL CORNICE PROFILE
10. METAL PANEL PROJECTED PROFILE (6" WIDE TYP.)
11. PRE-FIN. ALUMINUM SUNSHADE
12. PRE-FINISHED ALUMINUM RAILING SYSTEM
13. ALUMINUM STOREFRONT WINDOW
14. ALUMINUM ENTRYWAY SYSTEM
15. FIXED ALUMINUM WINDOW
16. HOLLOW METAL DOOR - PAINT
17. EXISTING WALL
18. PRE-FINISHED MECHANICAL LOUVER
19. CAST STONE COLUMN CLADDING
20. EXTERIOR INSULATION FINISH SYSTEM (EIFS)
21. CONTROL JOINT AT MASONRY/CAST STONE
22. STEPPED MASONRY LEDGE
23. PRE-FINISHED OVERHEAD DOOR - STEEL FRAME AT WALL OPENING
24. DOCK BUMPERS, DOCK SEAL, & DOCK LEVELER AT LOADING DOCK
25. CAST STONE FEATURE PANELS
26. MECHANICAL ENCLOSURE
27. EXTERIOR METAL STAIR
28. "LANNON STONE" VENEER TO MATCH EXTERIOR VENEER AT EXISTING CHAPEL BUILDING 15.
29. PRE-FINISHED COLLECTOR BOX & DOWNSPOUT
30. CONCRETE SPLASH BLOCK

Certification:

I HEREBY CERTIFY THAT THIS PLAN, SPECIFICATION, OR REPORT WAS PREPARED BY ME OR UNDER MY DIRECT SUPERVISION AND THAT I AM A DULY LICENSED ARCHITECT UNDER THE LAWS OF THE STATE OF MINNESOTA

ARCHITECT: GAUIS G. NELSON

LICENSE NO.: 15890

DATE: JANUARY 22, 2015

SIGNATURE:

GaUIS G. Nelson

Owner:



Minnesota Department of Veterans Affairs

100% Construction Documents BID SET

January 22, 2015

Project:

FAI 27-048
 MINNEAPOLIS 100 BED REPLACEMENT PROJECT

FEDERAL GRANT PROJECT
 # FAI 27-048
 STATE OF MN RECS PROJECT #75MP0037

5101 Minnehaha Avenue South
 Minneapolis, MN 55417

Issues:

| 3 | 02-09-15 | Addendum #3 |
|----|----------|-------------|
| 12 | 07-08-16 | ASI 05 |

Sheet Title:

OVERALL EXTERIOR ELEVATIONS

Sheet Number:

A3.00

Consultant

Certification:
 I HEREBY CERTIFY THAT THIS PLAN, SPECIFICATION, OR REPORT WAS PREPARED BY ME OR UNDER MY DIRECT SUPERVISION AND THAT I AM A DULY LICENSED ARCHITECT UNDER THE LAWS OF THE STATE OF MINNESOTA

ARCHITECT: GAUIS G. NELSON
 LICENSE NO.: 15890
 DATE: JANUARY 22, 2015
 SIGNATURE: *Gaigus G. Nelson*

Owner:



Minnesota Department of Veterans Affairs

100% Construction Documents
 BID SET

January 22, 2015

Project:
 FAI 27-048
 MINNEAPOLIS 100 BED REPLACEMENT PROJECT

FEDERAL GRANT PROJECT
 # FAI 27-048
 STATE OF MN RECS PROJECT #75MP0037

5101 Minnehaha Avenue South
 Minneapolis, MN 55417

Issues:

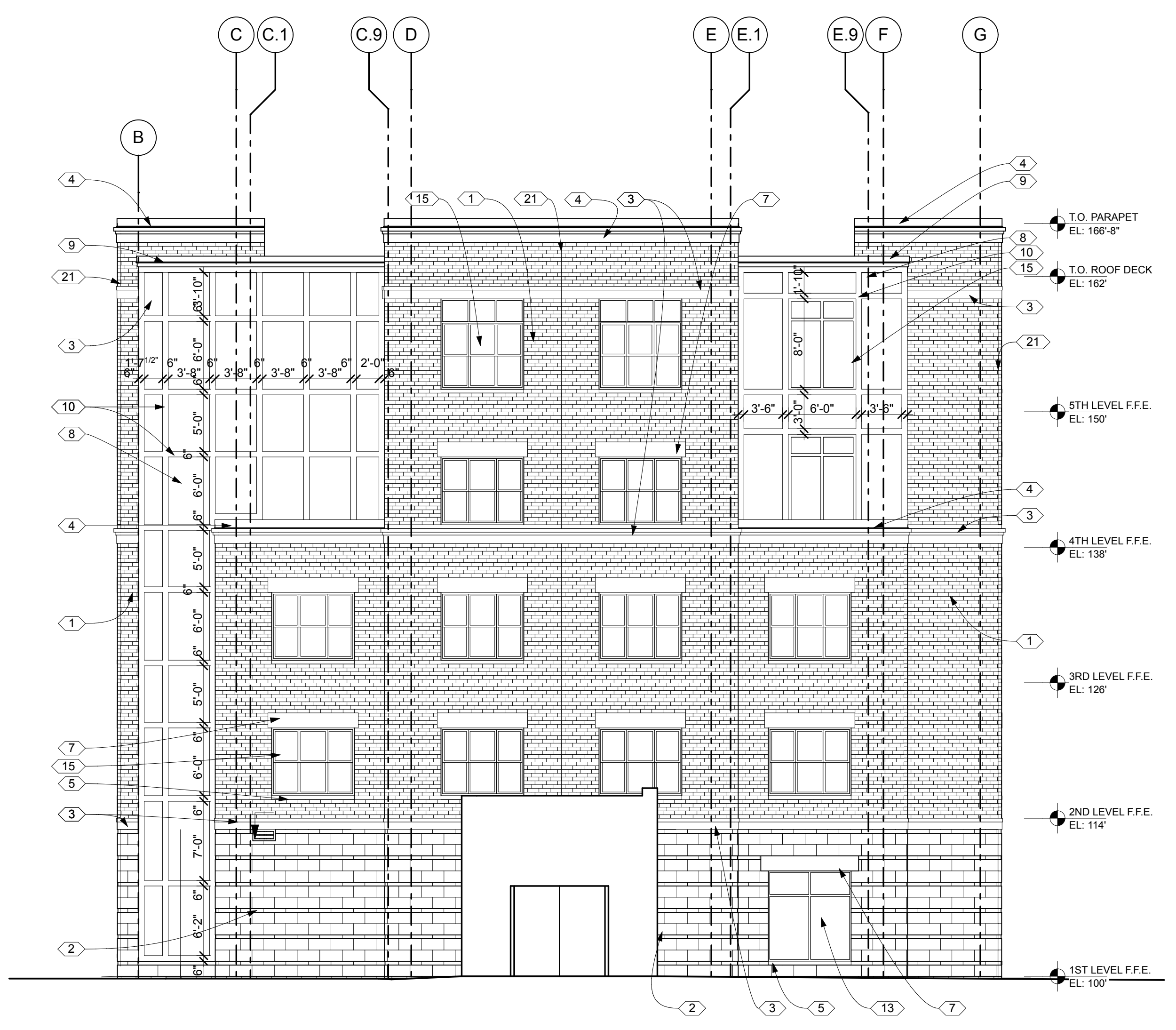
| | | |
|----|----------|--------|
| 12 | 07-08-16 | ASI 05 |
| | | |
| | | |
| | | |

Sheet Title:

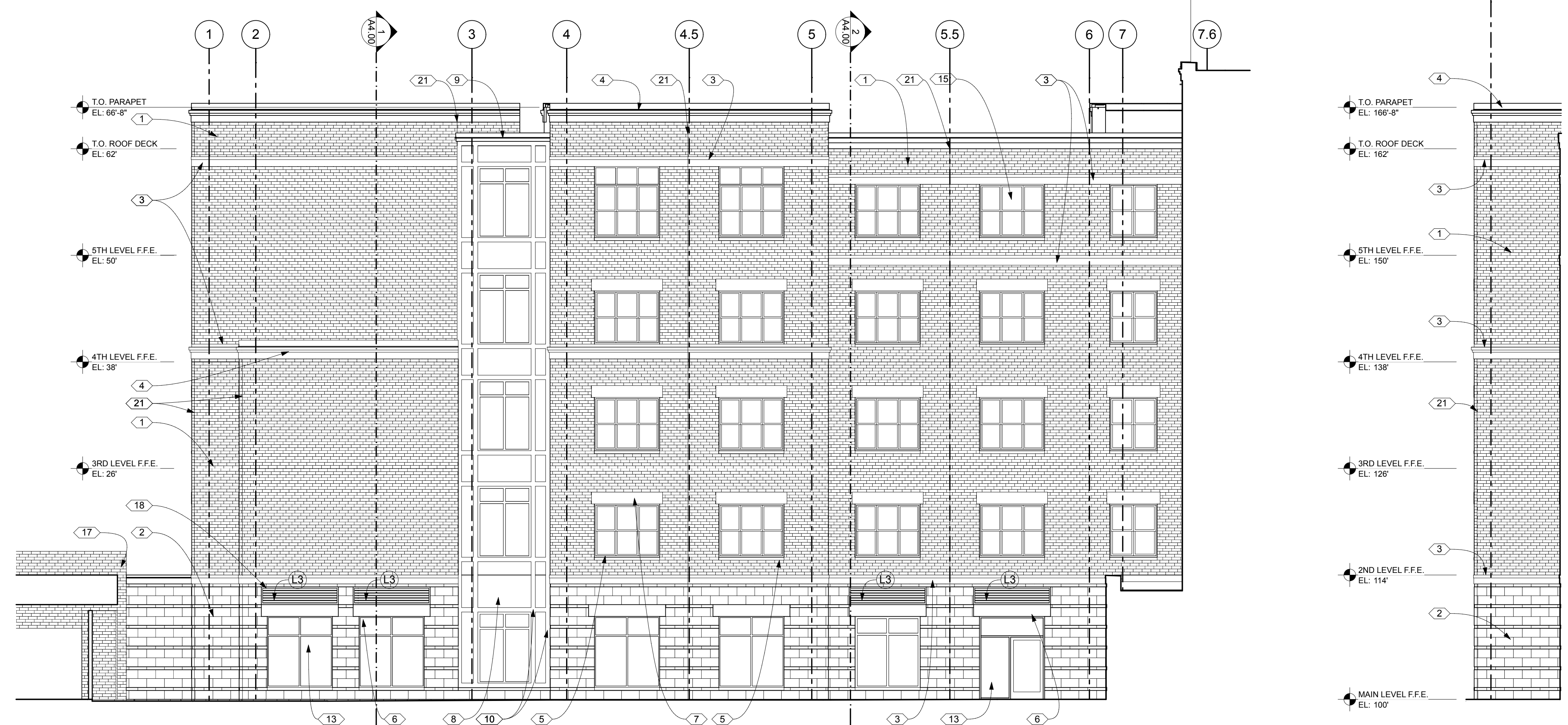
EXTERIOR ELEVATIONS

Sheet Number:

A3.02

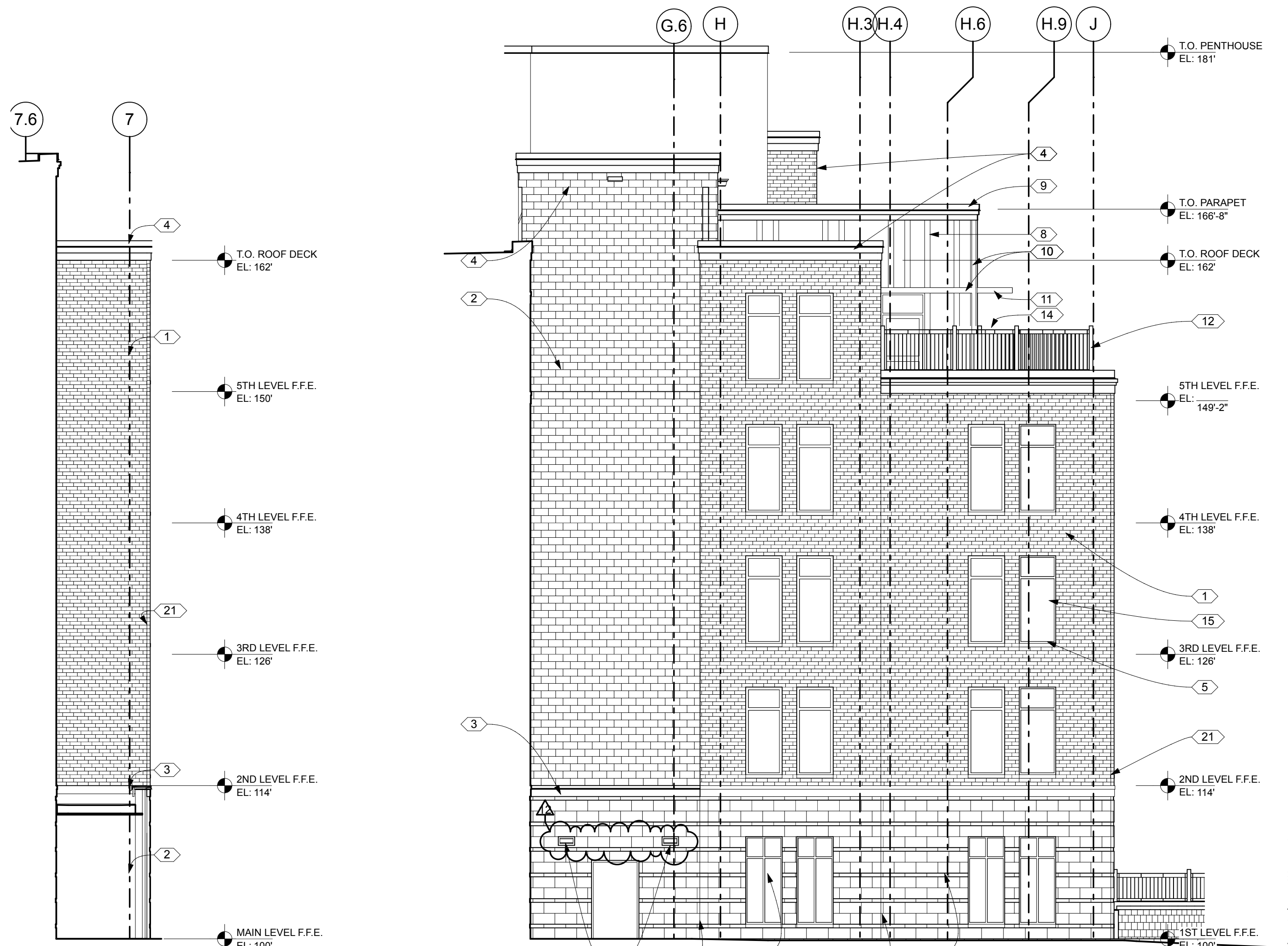


1 NORTH ELEVATION - AREA A
 SCALE: 1/8" = 1'-0"



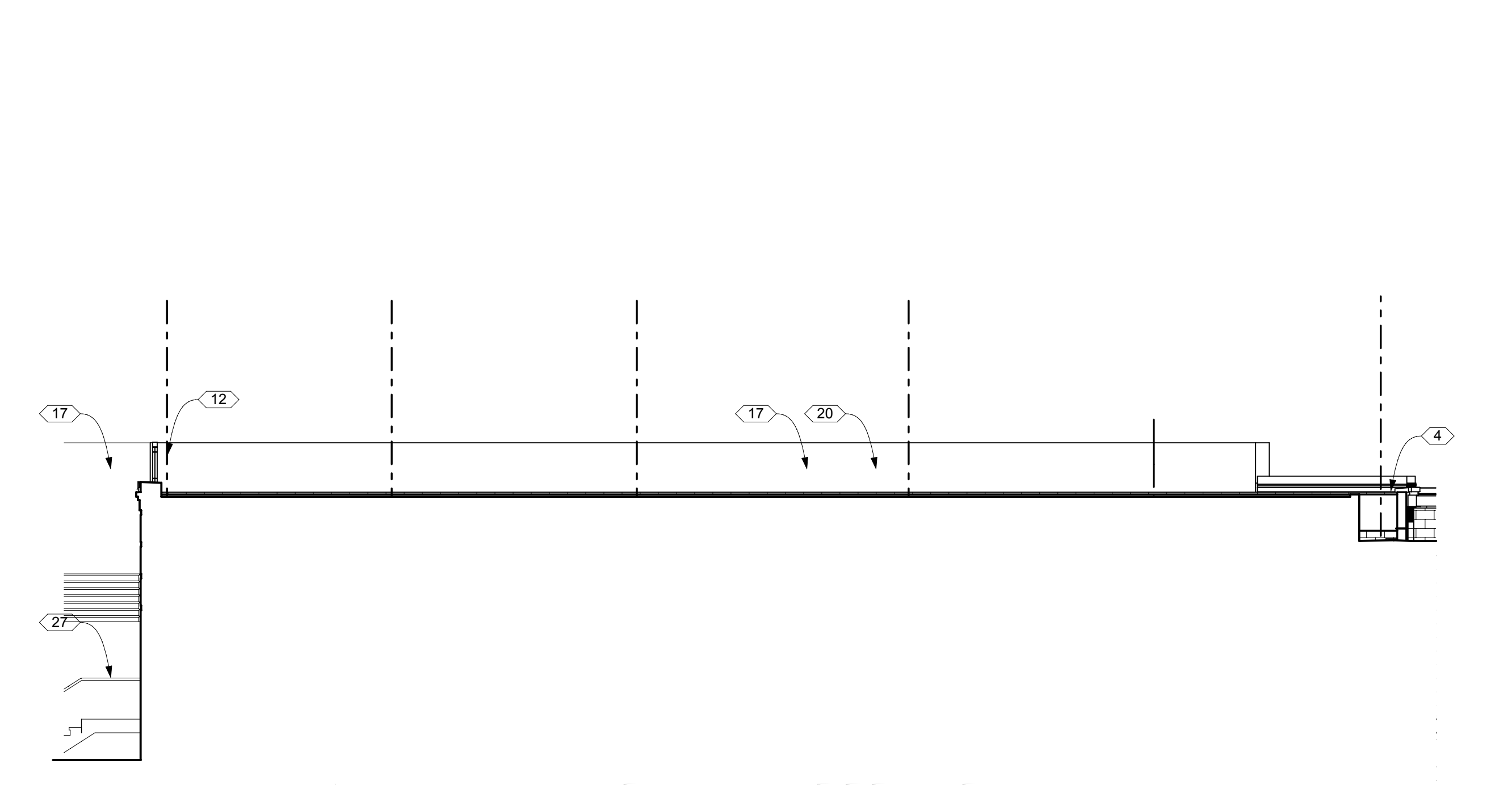
2 WEST ELEVATION - AREA A
 SCALE: 1/8" = 1'-0"

3 SOUTH ELEVATION - AREA A PROJECTION
 SCALE: 1/8" = 1'-0"

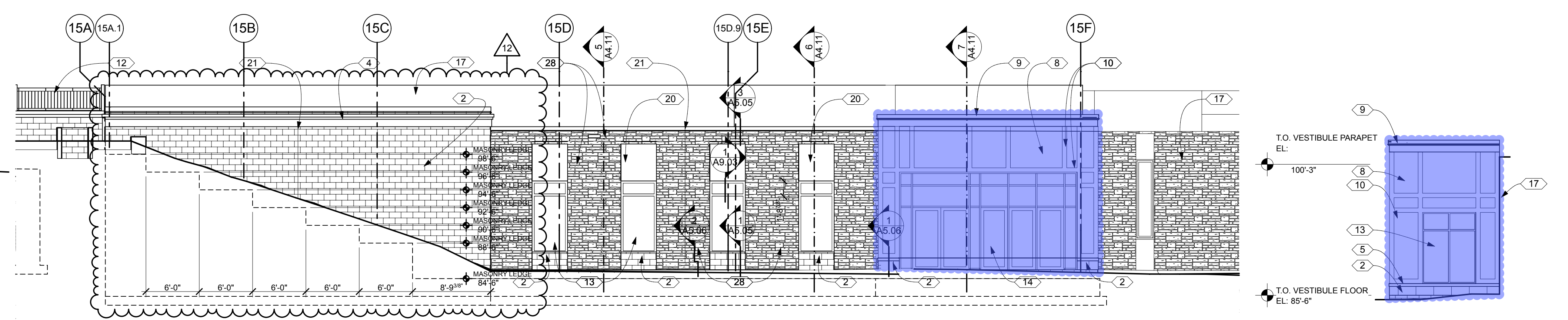


4 EAST ELEVATION - CONFERENCE
 SCALE: 1/8" = 1'-0"

5 NORTH ELEVATION - NEIGHBORHOOD CENTER
 SCALE: 1/8" = 1'-0"

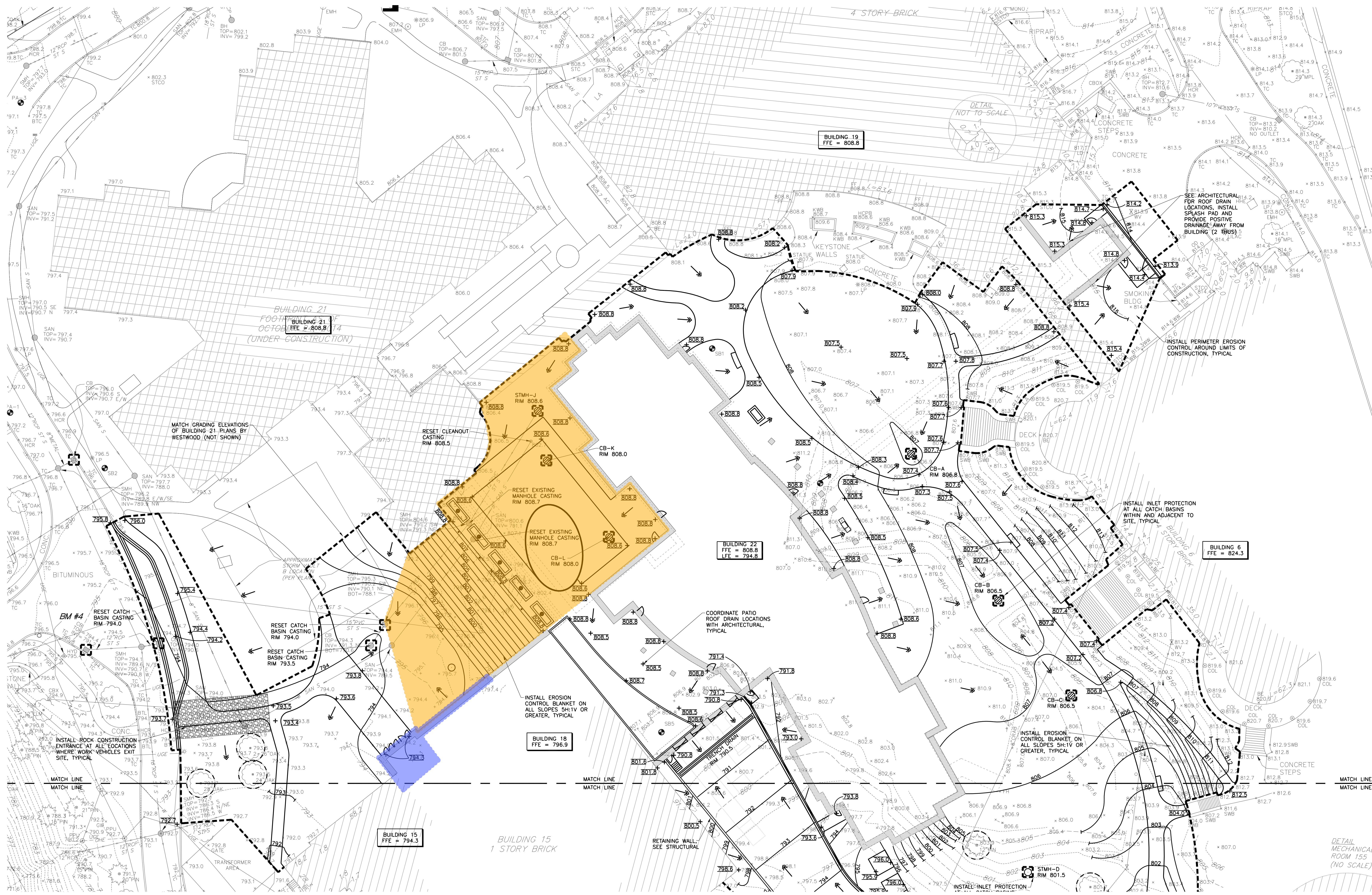


6 EAST ELEVATION - B.18 @ PLAZA
 SCALE: 1/8" = 1'-0"



7 NORTH ELEVATION - LINK TO BLDG 18
 SCALE: 1/8" = 1'-0"

8 WEST ELEVATION - LINK TO BLDG 18 WEST
 SCALE: 1/8" = 1'-0"



GRADING, DRAINAGE AND EROSION CONTROL PLAN
 NORTH
 1
 C301
 0' 20' 40' 60'
 1"=20'

Nelson-Treiman Partnership
 ARCHITECTURE AND DESIGN FOR AGING
 125 Southeast Main Street, Suite 245
 Minneapolis, Minnesota 55414
 Telephone (612) 331-7178
 Fax (612) 331-8255

Consultant
PIERCE PINI & ASSOCIATES
 9298 CENTRAL AVE NE,
 SUITE 312
 BLAINE, MN 55434
 TEL 763.537.1311
 FAX 763.537.1354

Certification:
 I hereby certify that this plan, specification or report was prepared by me or under my direct supervision and that I am a duly licensed Professional Engineer under the laws of the state of Minnesota

 Kevin Gardner
 45815 01/22/2015
 Reg. No. Date
 Owner:



Minnesota Department
 of
 Veterans Affairs

100% Construction Documents
 BID SET

January 22, 2015
 Project:
 FAI 27-048
**MINNEAPOLIS 100 BED
 REPLACEMENT
 PROJECT**
 FEDERAL GRANT PROJECT
 # FAI 27-048
 STATE OF MN RECS PROJECT
 #75MP0037
 5101 Minnehaha Avenue South
 Minneapolis, MN 55417

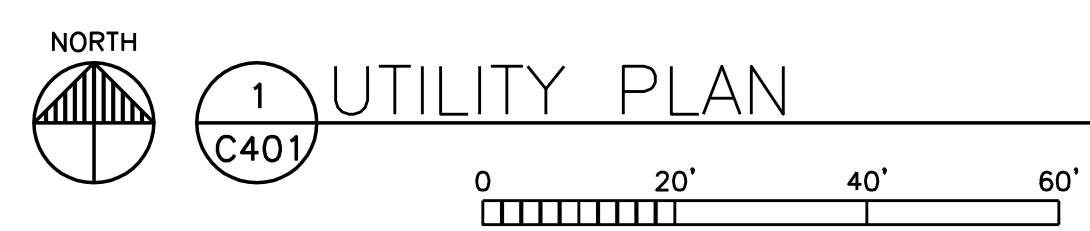
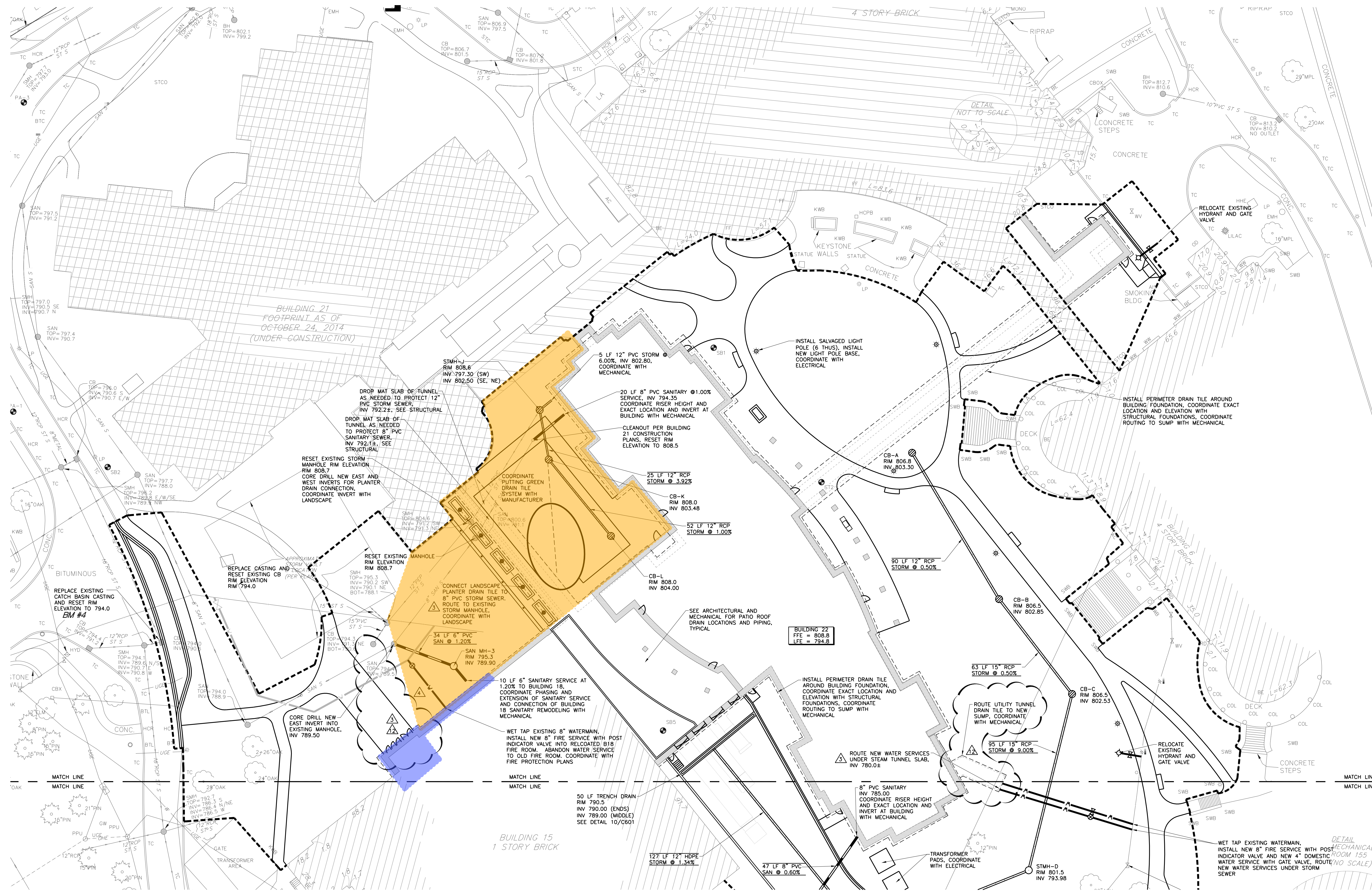
Issues:

| No. | Description | Date |
|-----|-------------|------|
| | | |
| | | |
| | | |
| | | |
| | | |
| | | |
| | | |
| | | |
| | | |
| | | |

Sheet Title:
**GRADING, DRAINAGE
 AND EROSION CONTROL
 PLAN**
 Sheet Number:


**PRELIMINARY
 NOT FOR CONSTRUCTION**

C301



Nelson-Tremain Partnership
 ARCHITECTURE AND DESIGN FOR AGING
 125 Southeast Main Street, Suite 245
 Minneapolis, Minnesota 55414
 Telephone (612) 331-7178
 Fax (612) 331-8255

Consultant
PIERCE PINI & ASSOCIATES
 9298 CENTRAL AVE NE,
 SUITE 312
 BLAINE, MN 55434
 TEL 763.537.1311
 FAX 763.537.1354

Certification:
 I hereby certify that this plan, specification or report was prepared by me or under my direct supervision and that I am a duly licensed Professional Engineer under the laws of the state of Minnesota

 Kevin Gardner
 45815 01/22/2015
 Reg. No. Date
 Owner:



Minnesota Department of Veterans Affairs

100% Construction Documents
 BID SET

January 22, 2015
 Project:
 FAI 27-048
MINNEAPOLIS 100 BED REPLACEMENT PROJECT
 FEDERAL GRANT PROJECT
 # FAI 27-048
 STATE OF MN RECS PROJECT
 #75MP0037
 5101 Minnehaha Avenue South
 Minneapolis, MN 55417

| Issues: | |
|---------|----------------------|
| 3 | 02-09-15 Addendum #3 |
| 4 | 05-01-15 PR #1 |
| 12 | 05-19-16 ASI #5 |
| | |
| | |
| | |
| | |
| | |

Sheet Title:
UTILITY PLAN
 Sheet Number:

Certification:

I hereby certify that this document was prepared by me or under my direct supervision and that I am a duly licensed Landscape Architect under the laws of the State of Minnesota.

Name: Tom Whitlock
 Registration #: 26292

Signature: *Tom Whitlock* 01/22/15
 Date: 01/22/15

Owner:



Minnesota Department
 of
 Veterans Affairs

100% Construction
 Documents
 BID SET

January 22, 2015

Project:
 FAI 27-048
 MINNEAPOLIS 100 BED
 REPLACEMENT
 PROJECT

FEDERAL GRANT PROJECT
 # FAI 27-048
 STATE OF MN RECS PROJECT
 #75MP0037
 5101 Minnehaha Avenue South
 Minneapolis, MN 55417

Issues:

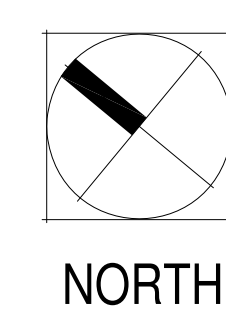
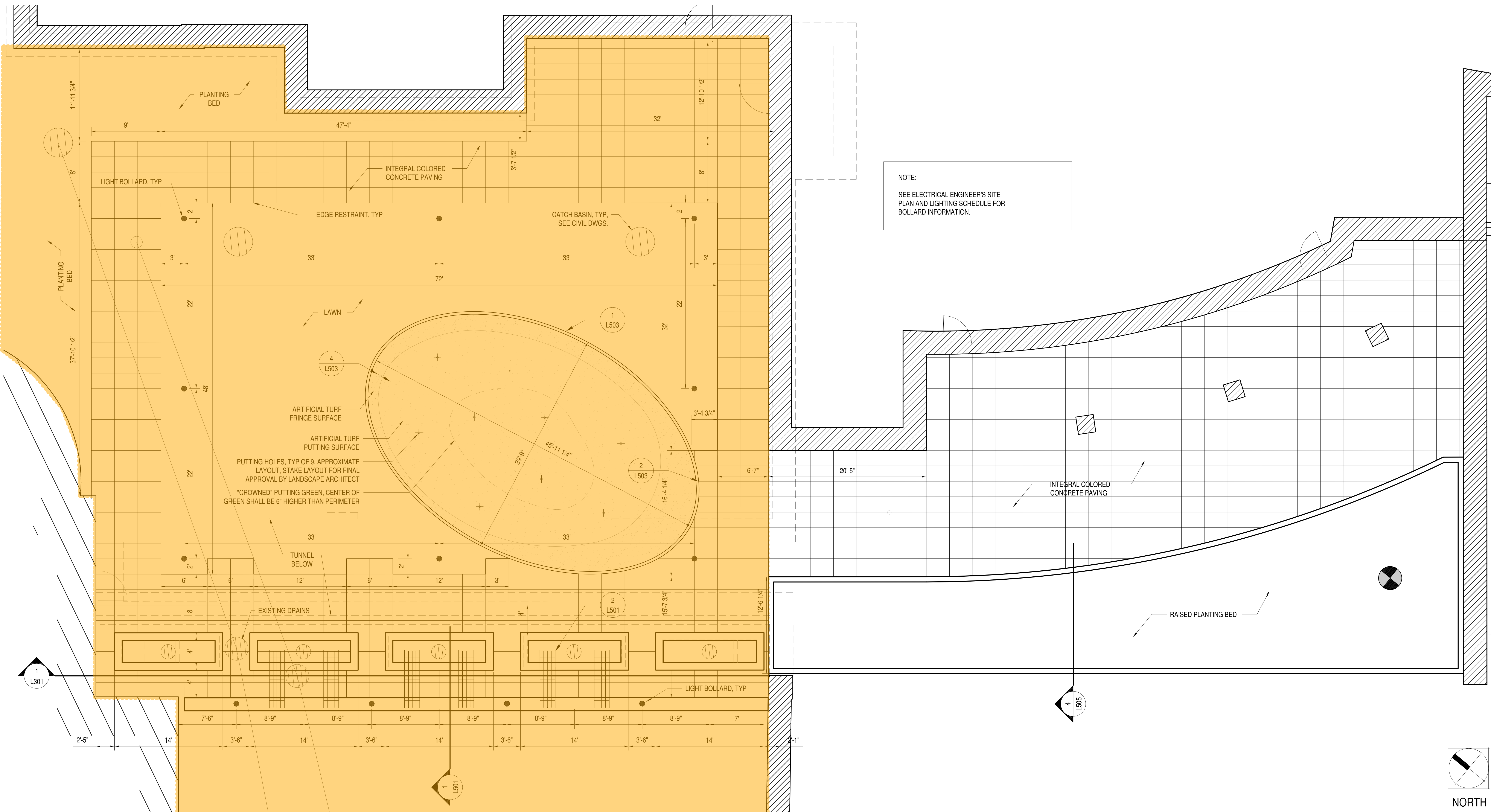
| |
|--|
| |
| |
| |
| |
| |
| |
| |
| |
| |
| |
| |
| |
| |
| |
| |
| |
| |
| |
| |

Sheet Title:

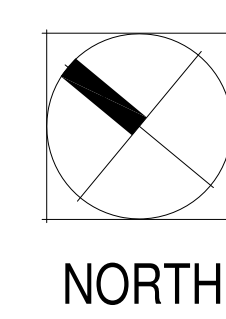
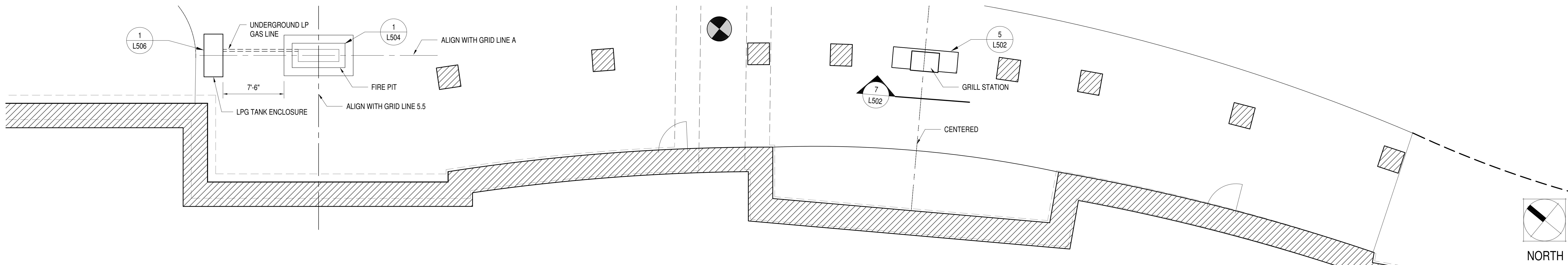
ENLARGEMENT PLAN

Sheet Number:

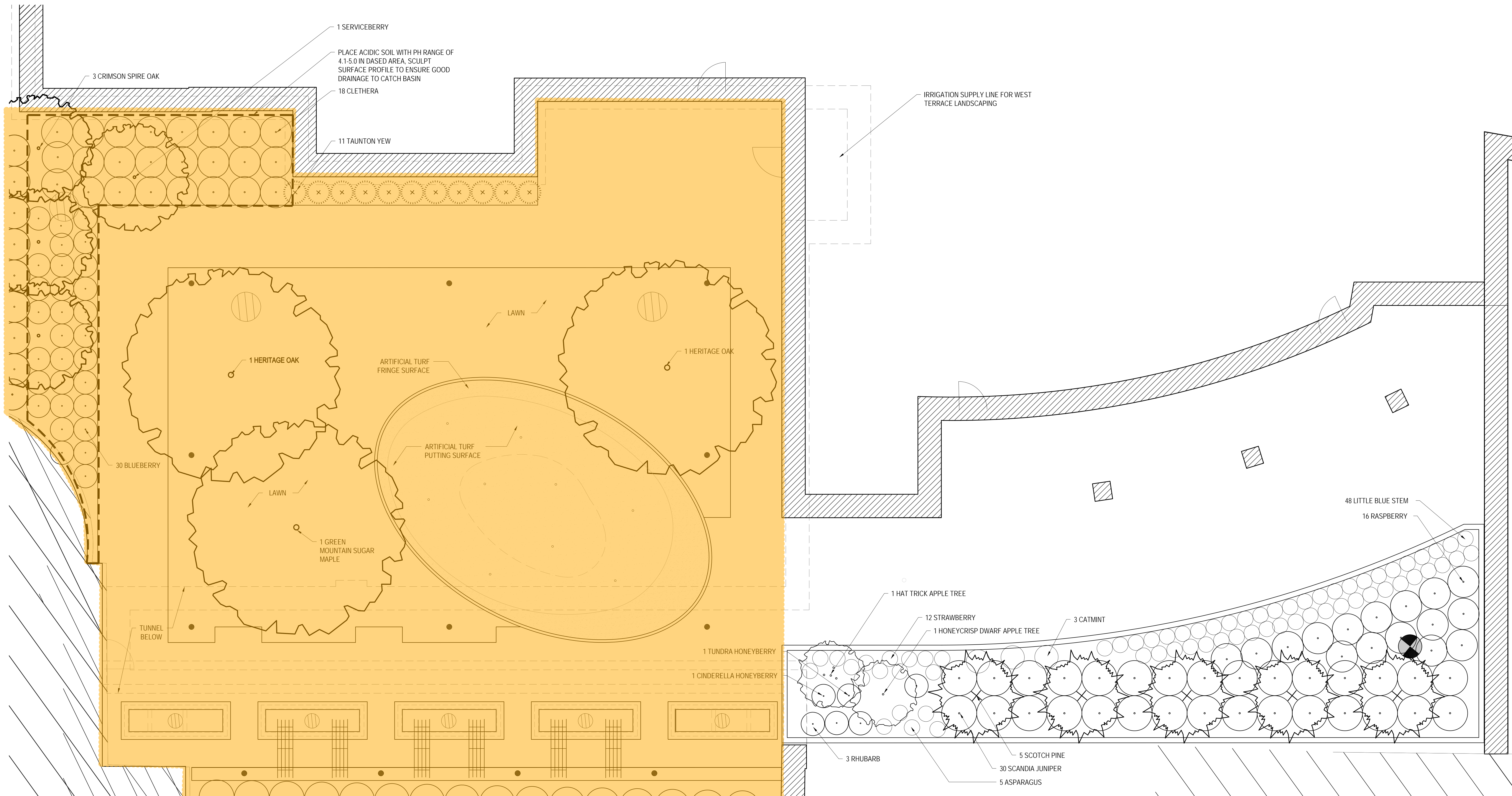
L401



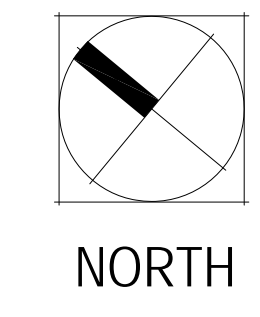
1
L401
 ENLARGEMENT PLAN
 3/16"=1'-0"



2
L401
 ENLARGEMENT PLAN
 3/16"=1'-0"




1 ENLARGEMENT PLANTING PLAN
L402
3/16"=1'-0"



Nelson-Tremain Partnership
ARCHITECTURE AND DESIGN FOR AGING
125 Southeast Main Street, Suite 245
Minneapolis, Minnesota 55414
Telephone (612) 331-7178
Fax (612) 331-8255

Consultant
DAMON FARBER ASSOCIATES
401 2nd Avenue North, Suite 410, Minneapolis, MN 55401
612.332.7922 www.damonfarber.com

Certification:
I hereby certify that this document was prepared by me or under my direct supervision and that I am a duly licensed Landscape Architect under the laws of the State of Minnesota.
Name: Tom Whitlock
Registration #: 26292

 01/22/15
Signature: Date:
Owner:



Minnesota Department of Veterans Affairs

100% Construction Documents BID SET

January 22, 2015
Project:
FAI 27-048
MINNEAPOLIS 100 BED REPLACEMENT PROJECT

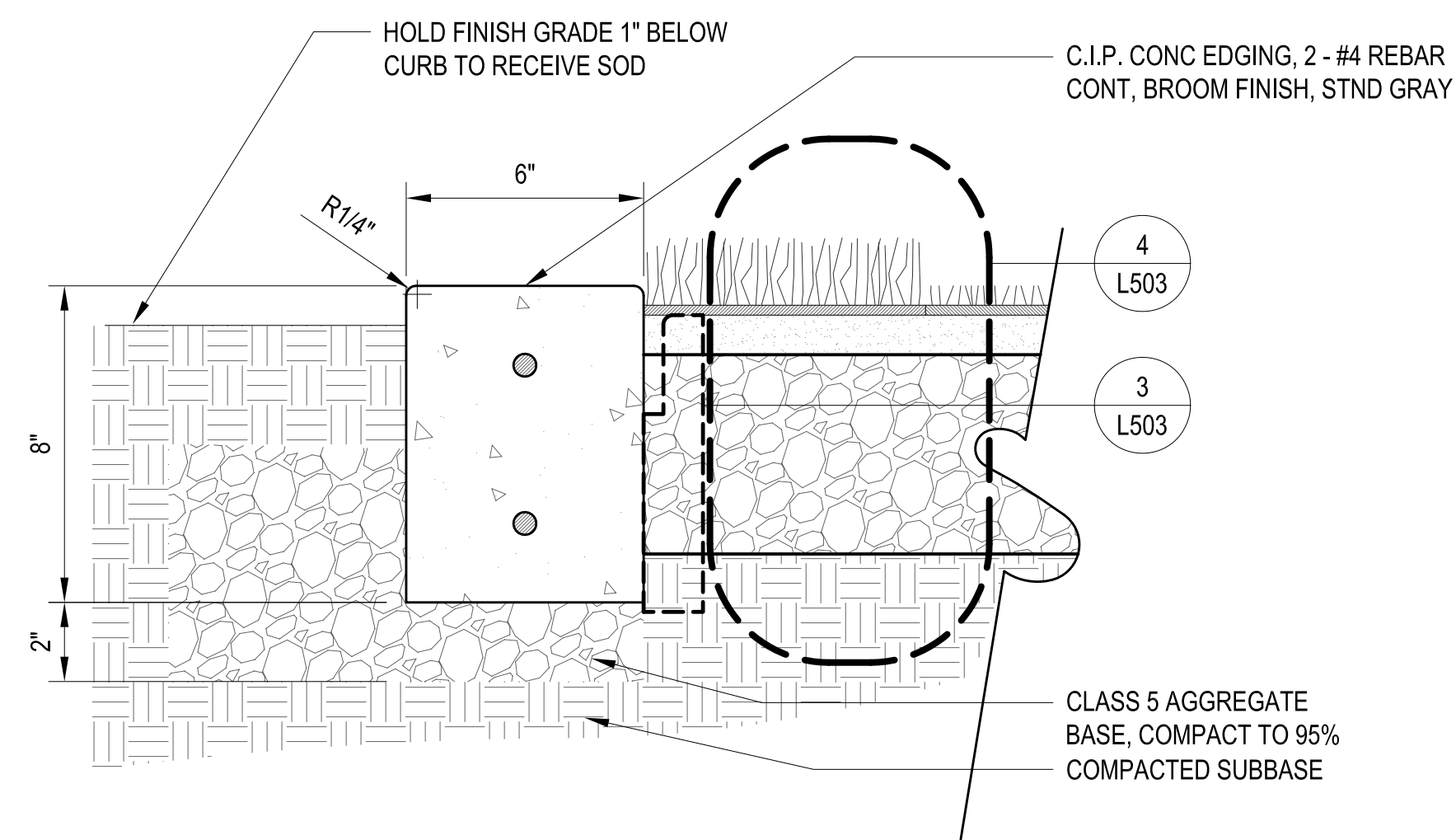
FEDERAL GRANT PROJECT
FAI 27-048
STATE OF MN RECS PROJECT #75MP0037
5101 Minnehaha Avenue South
Minneapolis, MN 55417

Issues:

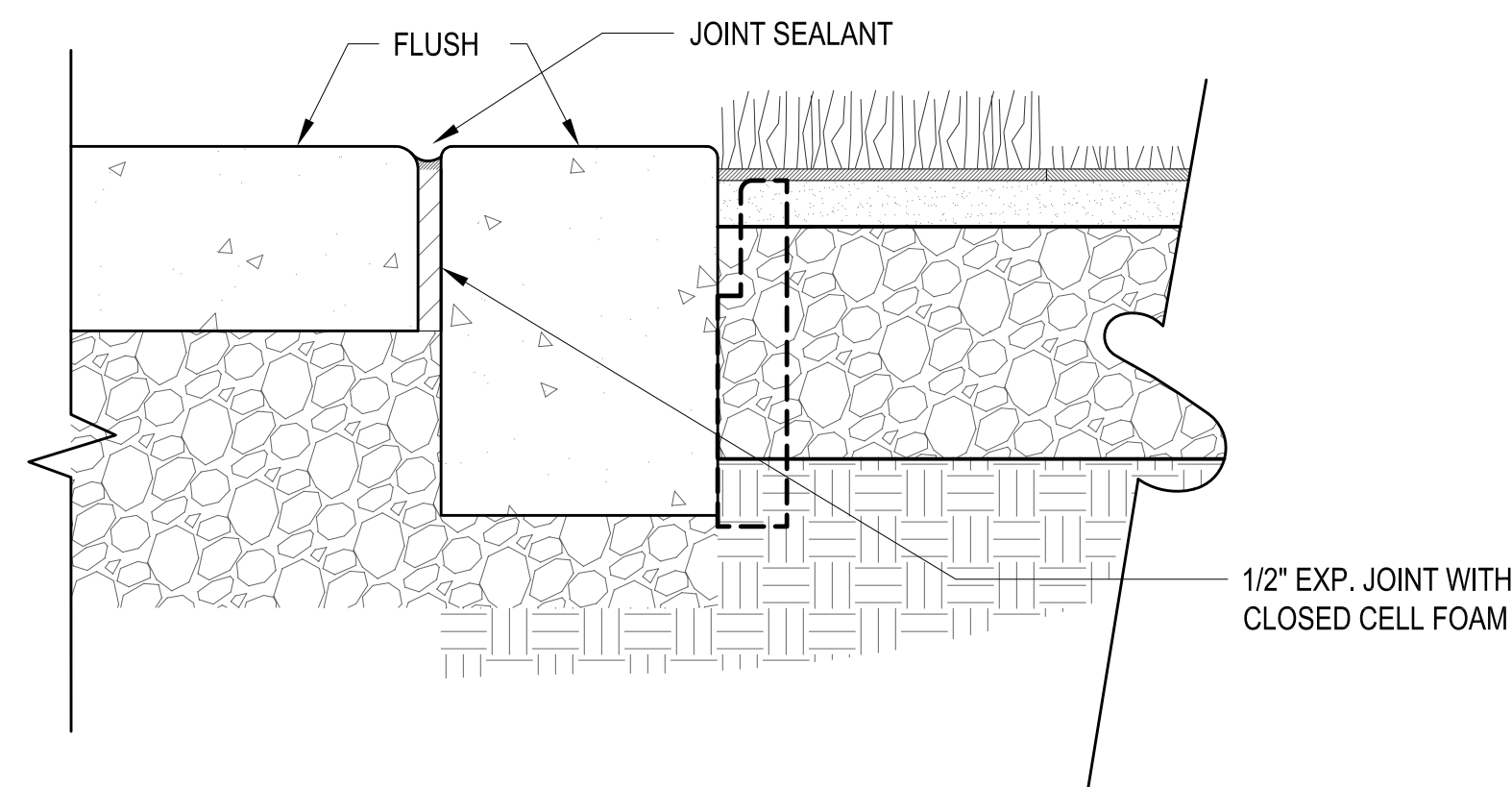
| No. | Issue | Date |
|-----|-------|------|
| | | |
| | | |
| | | |
| | | |
| | | |
| | | |
| | | |
| | | |
| | | |
| | | |
| | | |
| | | |
| | | |

ENLARGEMENT PLANTING PLAN

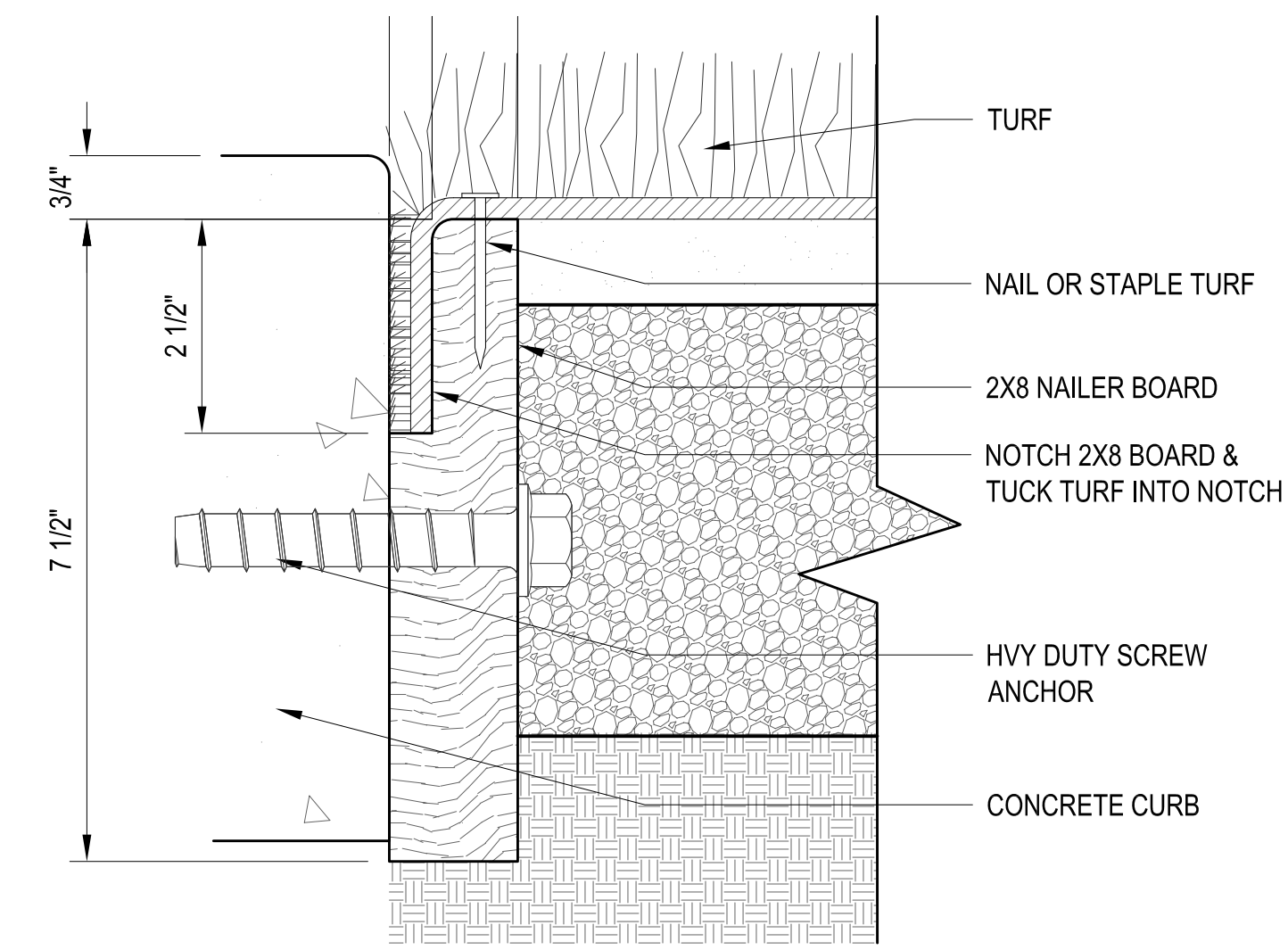
Sheet Number:
L402
©2014 Nelson-Tremain Partnership, P.A.



1
L503
PUTTING GREEN CURB DETAIL
SCALE 3" = 1'-0"

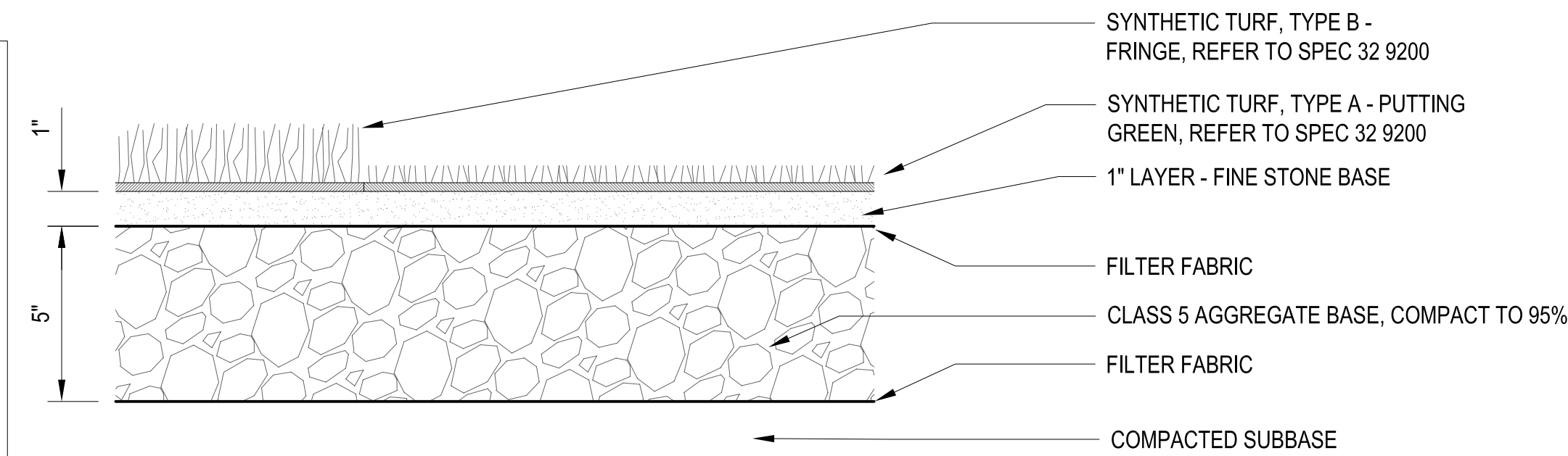


2
L503
PUTTING GREEN CURB @ PAVING DETAIL
SCALE 3" = 1'-0"

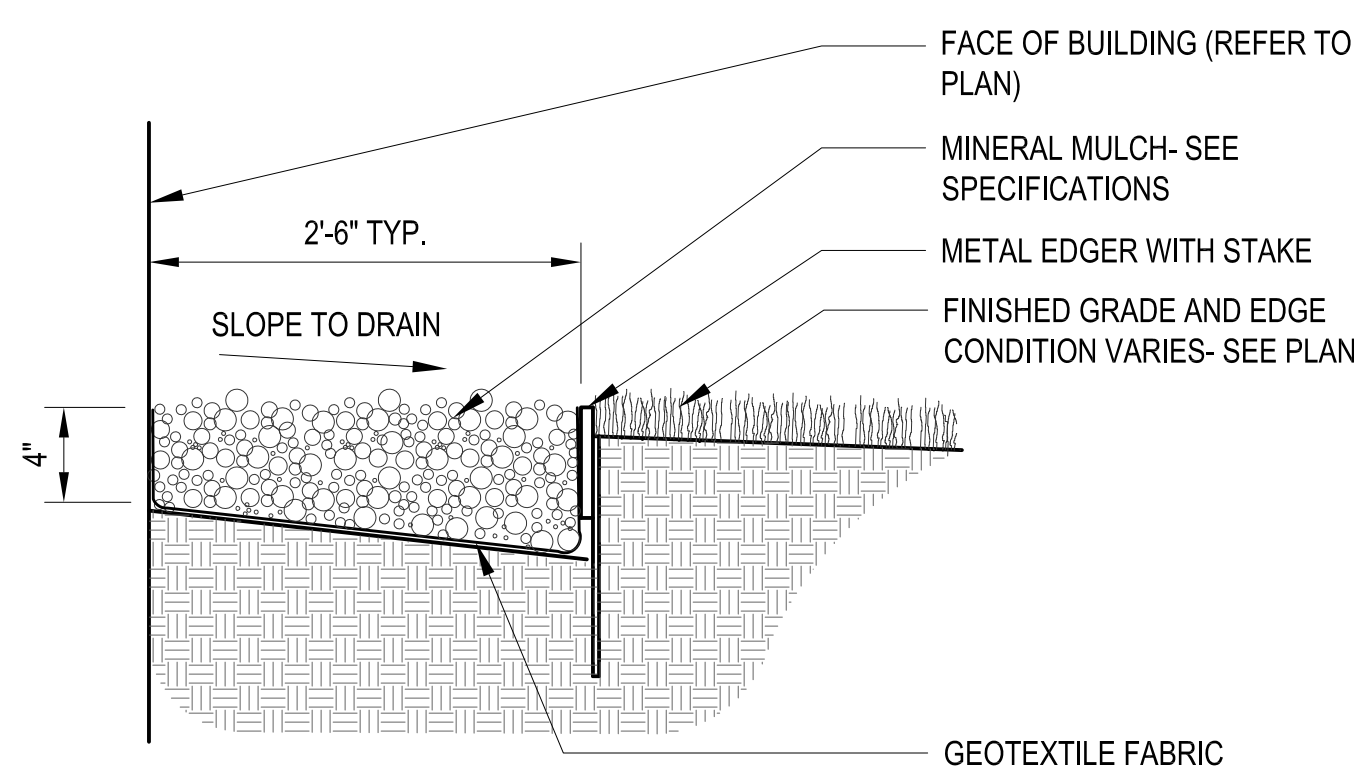


3
L503
SYNTHETIC TURF NAILER BOARD DETAIL
SCALE 6" = 1'-0"

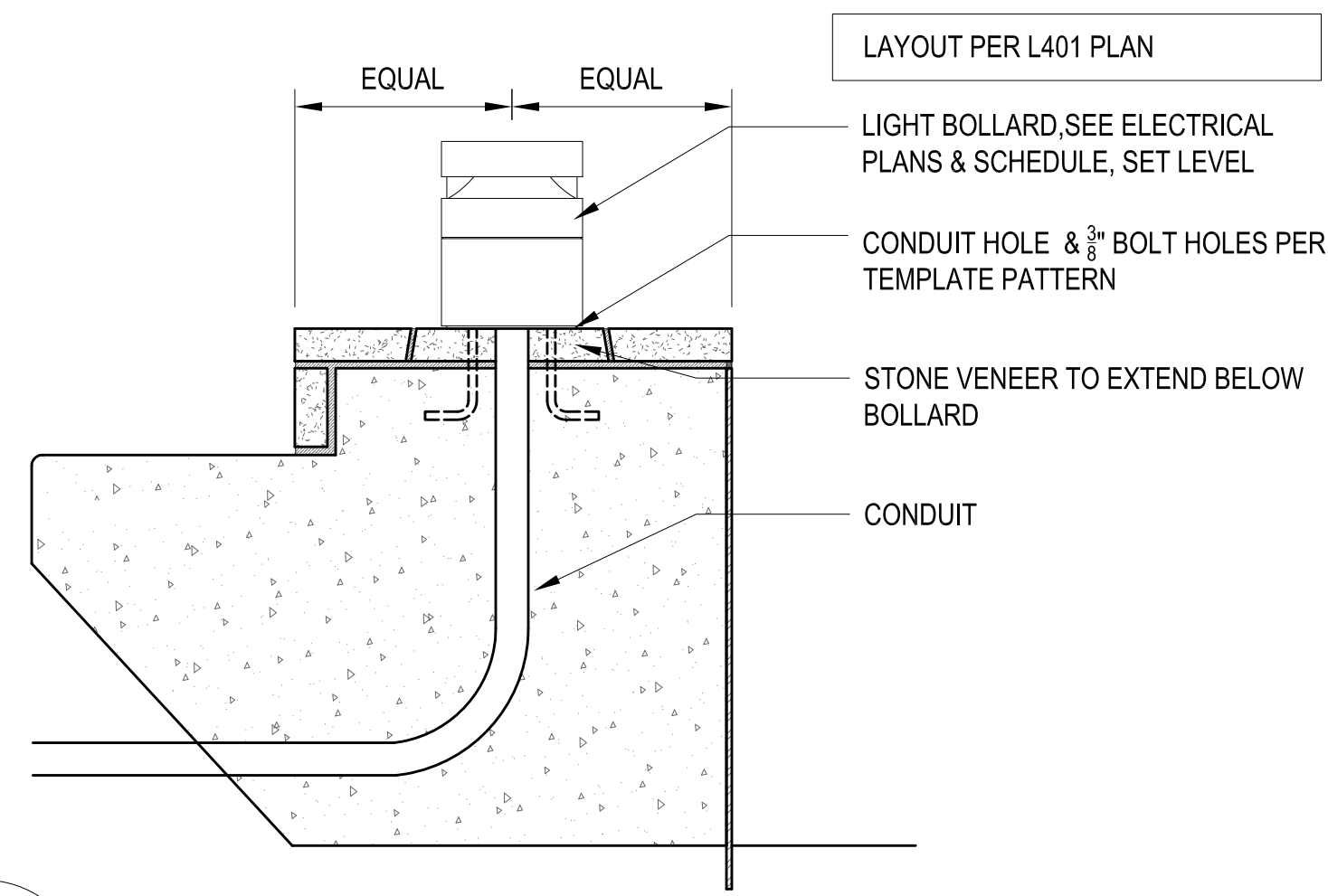
- NOTES:**
1. INSTALL SYNTHETIC TURF PER MANUFACTURERS RECOMMENDATIONS.
 2. CONTRACTOR SHALL PROTECT FINISH ON CURB FROM ANY DAMAGE DURING INSTALLATION OF ADJACENT WORK.
 3. CONTRACTOR REQUIRED TO SUBMIT PRODUCT SAMPLES FOR APPROVAL BY LANDSCAPE ARCHITECT PRIOR TO CONSTRUCTION.
 4. SEE PLAN FOR APPROXIMATE LIMITS OF TYPE A & B TURF



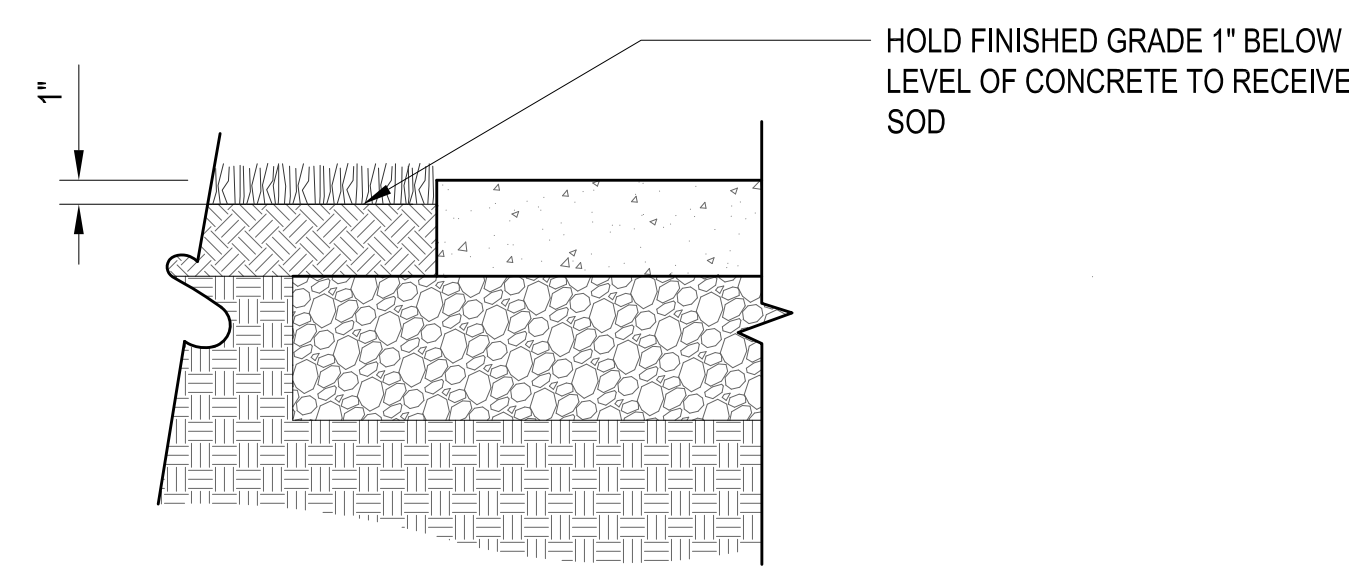
4
L503
SYNTHETIC TURF PROFILE
SCALE 3" = 1'-0"



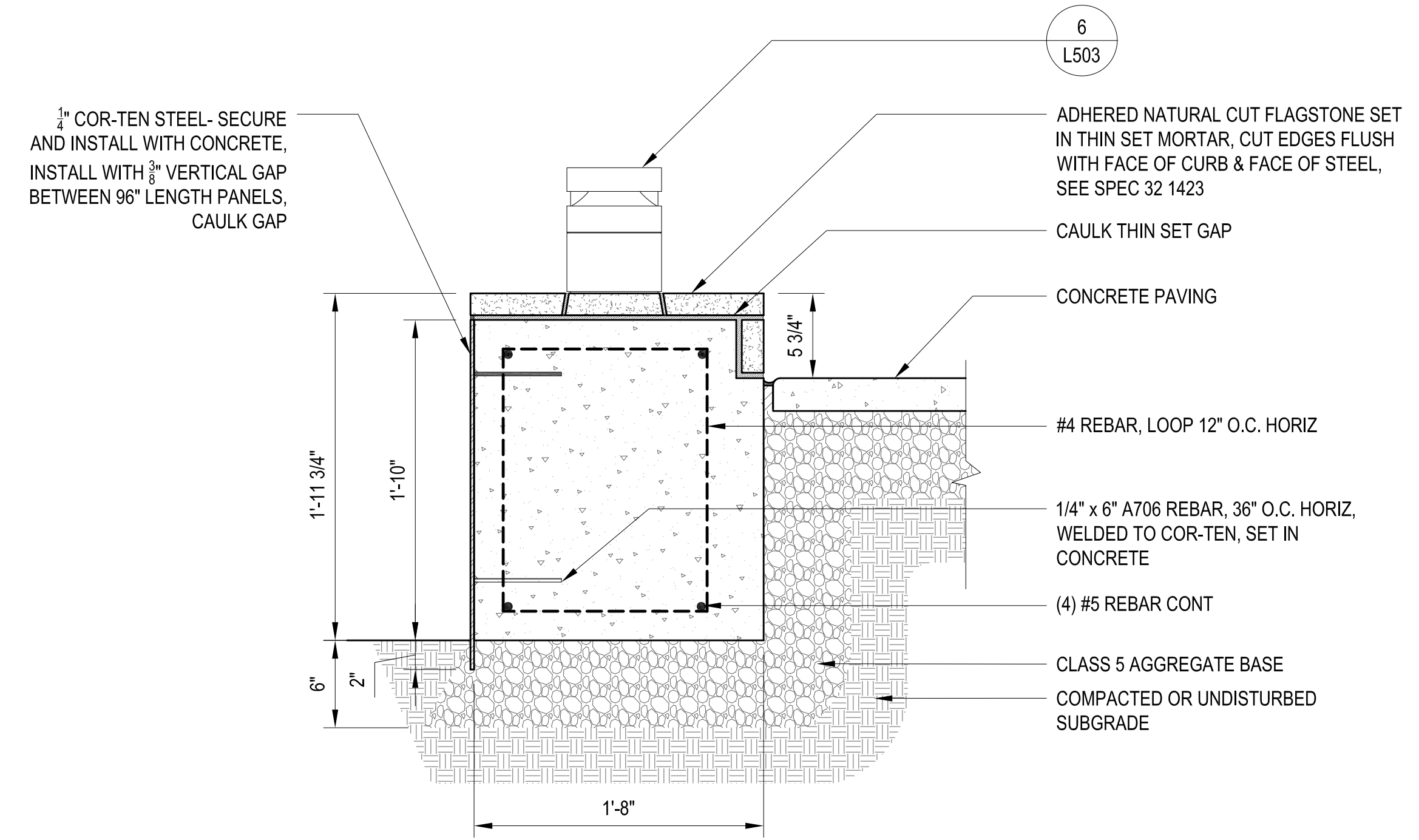
5
L503
MAINTENANCE STRIP- MINERAL MULCH
SCALE 1-1/2" = 1'-0"



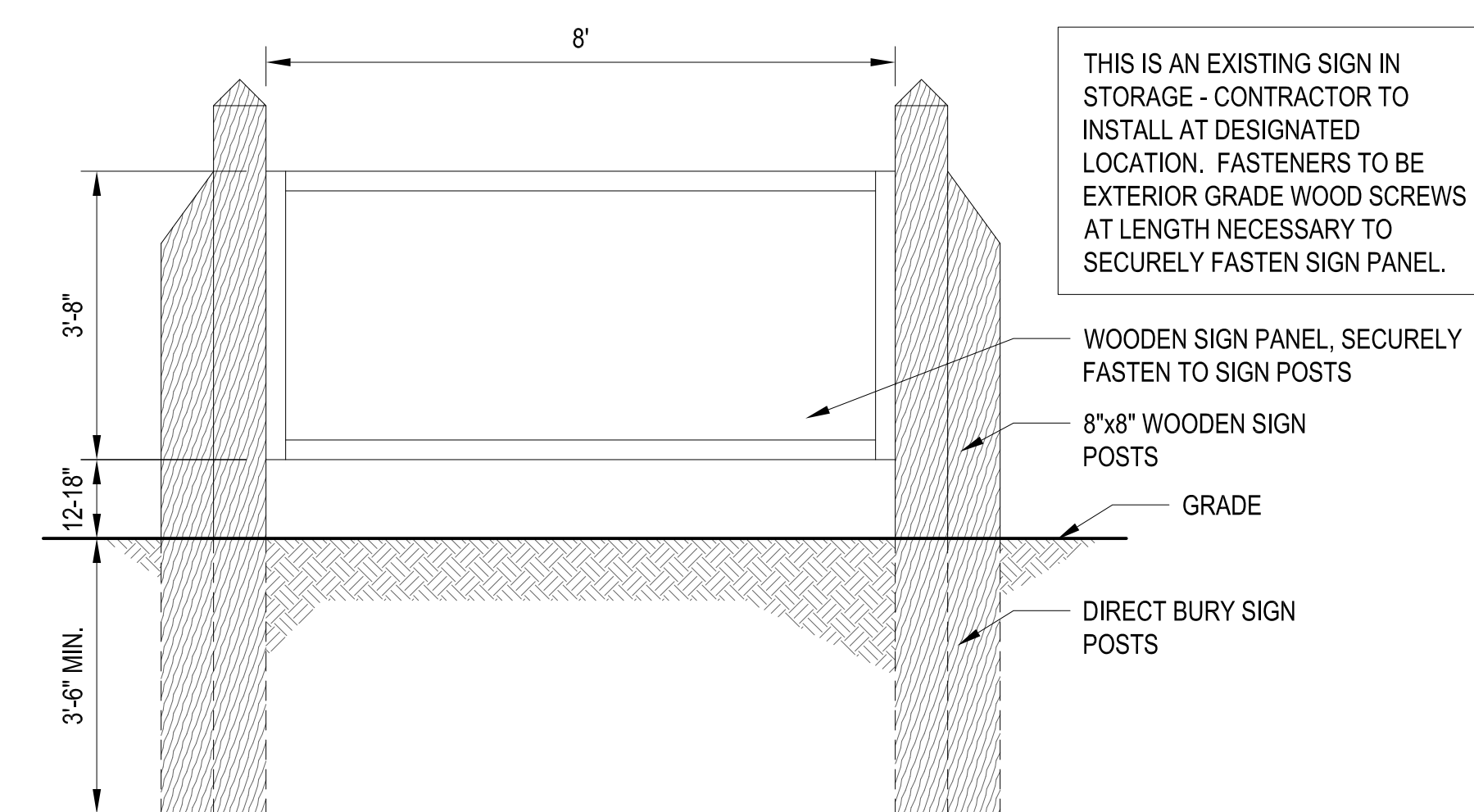
6
L503
BOLLARD DETAIL
SCALE 1-1/2" = 1'-0"



7
L503
LAWN @ CONCRETE PAVING
SCALE 1-1/2" = 1'-0"



8
L503
SECTION @ CONCRETE PATIO CURB
SCALE 1-1/2" = 1'-0"



9
L503
SIGN INSTALL DETAIL
SCALE 1" = 1'-0"



PHOTO OF PREVIOUSLY EXISTING SIGN, CURRENTLY IN STORAGE, AND INTENDED FOR RE-INSTALLATION AS PART OF CONTRACT

1

Certification:
I hereby certify that this document was prepared by me or under my direct supervision and that I am a duly licensed Landscape Architect under the laws of the State of Minnesota.
Name: Tom Whitlock
Registration #: 26292

Signature: *Tom Whitlock* 01/22/15
Date:

Owner:



Minnesota Department of Veterans Affairs

100% Construction Documents Bid Set

January 22, 2015

Project:
FAI 27-048
MINNEAPOLIS 100 BED REPLACEMENT PROJECT

FEDERAL GRANT PROJECT
FAI 27-048
STATE OF MN RECS PROJECT #75MP0037
5101 Minnehaha Avenue South Minneapolis, MN 55417

| Include: | T | 01-28-15 | ADDENDUM #1 |
|----------|---|----------|-------------|
| | | | |
| | | | |
| | | | |
| | | | |
| | | | |
| | | | |
| | | | |
| | | | |
| | | | |
| | | | |

DETAILS

Sheet Number:

L503