










# MINNESOTA ARTS DASHBOARD

Data updated June 2024




## Goal 1: The arts are interwoven into every facet of community life

- 1a 68% Minnesotans who develop greater acceptance of others through arts experiences 
- 1b 91% Minnesotans who use arts to improve their health and well-being 
- 1c 36% Minnesota curriculum directors who believe that arts experiences are important to student success 
- 1d 93% Minnesota employers who say that a vibrant arts sector is important to the success of their businesses 
- 1e 79% Minnesotans who believe having the arts in their built environment gives them pride in their community 


## Goal 2: Minnesotans believe the arts are vital to who we are

- 2a 97% Minnesotans who believe the arts have a positive effect on Minnesota's quality of life 
- 2b 38% Minnesotans who make financial contributions to the arts 
- 2c 18% Minnesotans who volunteer with an arts organization, program, or activity 
- 2d 74% Minnesota towns/cities that commit resources to the arts 


## Goal 3: People of all ages, ethnicities, and abilities participate in the arts


- 3a 86% Minnesotans who participate in the arts 
- 3b 53 Average number of arts experiences Minnesotans have per year 
- 3c 38% Variance in participation among key demographic groups 


**Goal 4: People trust Minnesota's stewardship of public arts funding**

4a 87% Minnesotans who are satisfied with the benefits of public funding for the arts 

**Goal 5: The arts thrive in Minnesota**

5a 64% Minnesotans who say the art forms and kinds of arts experiences they want are NOT available to them 


5b 54% Minnesota nonprofit arts organizations that report increases in total net assets (unrestricted and restricted) 

5c 60% Artists and arts organizations that say they are able to achieve their annual goals 

***Symbols, explanation***

Positive trend, the percentage is moving in a favorable direction 

Stable trend, no significant change 

Negative trend, the percentage is moving in an unfavorable direction 

***Data Sources***

Indicator 1a: Wilder Research survey, 2022.

Indicator 1b: Wilder Research survey, 2022.

Indicator 1c: Parsimony/WithInsight survey, 2024.

Indicator 1d: Management Analysis and Development, Minnesota State Arts Board Community Surveys, 2022.

Indicator 1e: Wilder Research survey, 2022.

Indicator 2a: Wilder Research survey, 2022.

Indicator 2b: Wilder Research survey, 2022.

Indicator 2c: Wilder Research survey, 2022.

Indicator 2d: Management Analysis and Development, Minnesota State Arts Board Community Surveys, 2022.

Indicator 3a: National Endowment for the Arts' Survey of Public Participation in the Arts, 2020 (based on 2017 data)

Indicator 3b: National Endowment for the Arts' Survey of Public Participation in the Arts, 2020 (based on 2017 data)

Indicator 3c: National Endowment for the Arts' Survey of Public Participation in the Arts, 2020 (based on 2017 data)

Indicator 4a: Wilder Research survey, 2022.

Indicator 5a: Wilder Research survey, 2022.

Indicator 5b: Arts Board analysis of IRS Form 990 data, 2022.

Indicator 5c: Management Analysis and Development survey, 2023.